



ISO 9001:2008 Certified & NBA Reaccredited B. Pharm Course

Mahatma Gandhi Shikshan Mandal's

Smt. Sharadchandrika Suresh Patil College of Pharmacy



Chopda-425107. Dist. Jalgaon, (M.S.), India.

Phone / Fax No - +91-2586-222366/223150. E-mail-bpharmchopda@yahoo.com

(Affiliated to Kavayitri Bahinabai Chaudhari North Maharashtra University, Approved by Govt. of Maharashtra and Pharmacy Council of India, New Delhi.)

Dr. Suresh G. Patil
Founder President

Adv. Sandeep S. Patil
President

Dr. G. P. Vadnere
Principal

1.4.1 Institution obtains feedback on the academic performance and ambience of the institution from various stakeholders, such as Students, Teachers, Employers, Alumni, etc and action taken report on the feedback is made available on institutional website.

Smt. Sharadchandrika Suresh Patil College of Pharmacy, Chopda adopted the process of feedback collection and feedback analysis. Feedbacks from stakeholders such as students, parents, alumni, employers and teachers are collected for any activity conducted in the college including academic and ambience of the college. The feedbacks were design to get require information that helps to analyse the performance. Indicators/ratings for curriculum are given as 1,2, and 3,4,5 for poor, average, good and excellent remark. The rubrics are prepared explaining attributes and performance. The data is collected from the stakeholders and analysed. Poor or average rating indicators are raised in action taken report and implemented for improvement in the task. The activities are planned accordingly.




Principal
Smt. Sharadchandrika Suresh Patil
College of Pharmacy, Chopda



ISO 9001:2008 Certified & NBA Reaccredited B. Pharm Course
Mahatma Gandhi Shikshan Mandal's

Smt. Sharadchandrika Suresh Patil College of Pharmacy

Chopda-425107. Dist. Jalgaon, (M.S.), India.

Phone / Fax No - +91-2586-222366/223150. E-mail-bpharmchopda@yahoo.com

(Affiliated to Kavayitri Bahinabai Chaudhari North Maharashtra University, Approved by Govt. of Maharashtra and Pharmacy Council of India, New Delhi.)



Dr. Suresh G. Patil
Founder President

Adv. Sandeep S. Patil
President

Dr. G. P. Vadnere
Principal

Feedback Analysis and Action Taken Report (Academic Year 2022-2023)

This Report has been prepared by following members

Sr. No.	Name of Member	Designation
1.	Dr. S.S. Mahajan	Coordinator, IQAC
2.	Mr. T. Y. Shaikh	Academic In charge
3.	Dr. G. P. Vadnere	Principal

Internal Quality Assurance Cell (IQAC)

Smt. Sharadchandrika Suresh Patil College of Pharmacy, Chopda

Being distinctive from its very start and founding, Smt. Sharadchandrika Suresh Patil College of Pharmacy, Chopda, has become a standard of quality and innovation for the field of education. With quality nutrition as its primary goal, the institute's IQAC has created a feedback method that begins with requesting input from diverse stakeholders using a structured rating-based feedback form. For continual improvement in curriculum creation and enrichment, the institution solicits feedback from students, instructors, alumnae, and employers. The analysis of the comments from stakeholders is summarized as follows for the period 2022–2023.

Feedback Type: Online

Website address: <https://docs.google.com/forms/u/1/>

Direct Link URL: <https://docs.google.com/forms/u/1/>

Screen Shot of Online Feedback Panel

The screenshot displays the Google Forms interface. At the top, there is a search bar and a navigation menu. Below this, a list of forms is shown, filtered by 'Yesterday'. The forms are listed in a table-like format with columns for form name, owner, and date. The form 'Student Feedback on Infrastructure' is highlighted in purple.

Form Name	Owner	Date
STAKEHOLDER FEEDBACK FORM	me	Jun 10, 2023
Parents Feedback on Curriculum	me	Jun 10, 2023
TEACHER FEEDBACK ON CURRICULUM	me	Jun 9, 2023
EMPLOYER FEEDBACK FORM	me	Jun 9, 2023
Student Feedback on Infrastructure	me	Jun 9, 2023
Untitled form	me	Jun 9, 2023
Untitled form	me	Jun 7, 2023
Untitled form	me	Jun 3, 2023
RSVP	me	Jun 3, 2023

Summary of Statistics of Feedback Received

Sr. No.	Feedback Category	Total Numbers of Recorded Feedback	Average Opinions of Answer in Percentage
1.	Students' Feedback for Teachers Evaluation	6586	91.21%
2.	Parents Feedback on Curriculum	516	94.97 %
3.	Teachers' Feedback on Curriculum	56	88.77 %
4.	Employer Feedback Form	08	91.61%
5.	Students Feedback on Facilities	584	89.55 %
6.	Graduate Exit Survey	144	94.97 %
7.	Alumni Feedback Form	37	63.52 %
8.	Student Feedback On Course/ Curriculum	1184	81.77 %
9.	Stakeholders Feedback Form	08	100.0%

**Average Rating of All Stakeholders Feedback Response found to be 86.12 %
Scale for Opinion of All Stakeholders found to be at Rank A (100-80).**

Sr. No.	Rank divided In between %	Rank given (A to E) on basis of Statistically
1.	100-80 %	A
2.	80-60%	B
3.	60-40%	C
4.	40-20%	D
5.	20-00%	E

1. STUDENTS' FEEDBACK FOR TEACHERS EVALUATION

The questionnaire is intended to collect information relating to your satisfaction towards the faculty, teaching, learning and evaluation. The information provided by you will be kept confidential and will be used as important feedback for quality improvement of the program of studies/College.

Directions

For each item please indicate your level of satisfaction with the following statement by clicking a score between 1 and 5. *(1 - Average, 2 - Good, 3 - Very Good, 4 - Excellent, 5 - Outstanding)*

Category: Students' Feedback

Total number of Students' recorded feedback: 6586

Total number of questions attempted: 21

Feedback Type: Online

Screen Shot of Online Feedback Submission

The screenshot displays a Google Forms interface for a feedback form titled "STUDENTS FEEDBACK FORM FOR TEACHER'S EVALUATION". The form is currently in the "Responses" tab, which shows 6,586 recorded responses. The form content includes a title, a description of the questionnaire's purpose, and directions for scoring. The "Email" field is required and currently empty, with a "Valid email" error message. The "Academic Year" field is also required and has a dropdown menu showing "1. 2022-2023". The system status bar at the bottom indicates a temperature of 35°C and a time of 2:00 PM.

STUDENTS FEEDBACK FORM FOR TEACHER'S EVALUATION

This questionnaire is intended to collect information relating to your satisfaction towards the faculty, teaching, learning and evaluation. The information provided by you will be kept confidential and will be used as important feedback for quality improvement of the program of studies/College.

Directions:
For each item please indicate your level of satisfaction with the following statement by clicking a score between 1 and 5. *(1 - Average, 2 - Good, 3 - Very Good, 4 - Excellent, 5 - Outstanding)*

Email *

Valid email

This form is collecting emails. [Change settings](#)

Academic Year *

1. 2022-2023

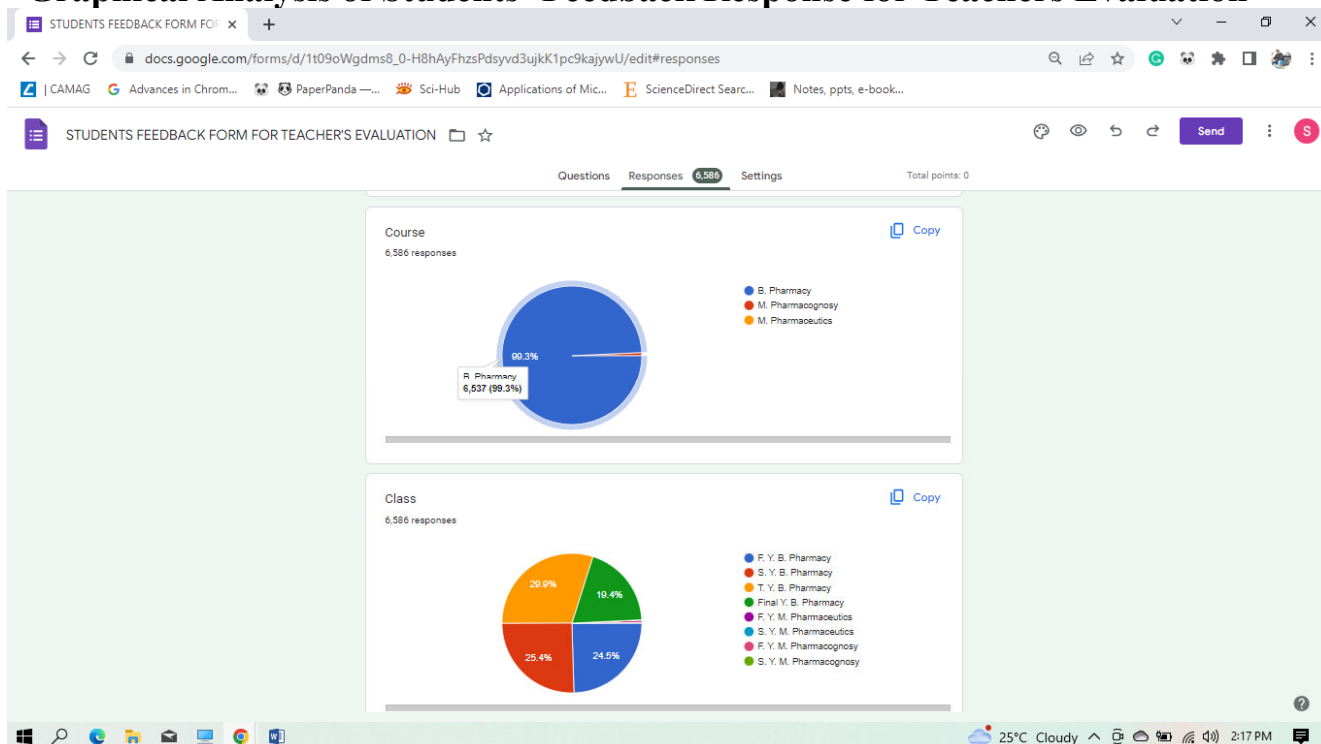
Tabular Analysis of Students' Feedback for Teacher's Evaluation on basis of Questions

Q. No.	Nature of Question	Opinions of Answer in (0 to 5 Ratings) Percentage					Scale of Opinion	% of Opinion on
		A	B	C	D	E		
1.	The Teacher completes the entire syllabus in time.	<i>Outstanding</i>	<i>Excellent</i>	<i>Very Good</i>	<i>Good</i>	<i>Average</i>	<i>Outstanding and Excellent</i>	98.21%
		64.42 %	33.79%	0.41%	1.37%	1.12%		
2.	The Teacher discusses the topic and interacts in the class.	<i>Outstanding</i>	<i>Excellent</i>	<i>Very Good</i>	<i>Good</i>	<i>Average</i>	<i>Outstanding and Excellent</i>	89.15%
		53.57%	35.58%	3.71%	7.14%	1.44%		
3.	The teacher communicates clearly and inspires me by his teaching.	<i>Outstanding</i>	<i>Excellent</i>	<i>Very Good</i>	<i>Good</i>	<i>Average</i>	<i>Outstanding and Excellent</i>	93.55%
		49.04%	44.51%	4.95%	1.51%	1.23%		
4.	The teacher is punctual in the class.	<i>Outstanding</i>	<i>Excellent</i>	<i>Very Good</i>	<i>Good</i>	<i>Average</i>	<i>Outstanding and Excellent</i>	93.19%
		74.73%	18.46%	9.23%	2.08%	1.0%		
5.	The teacher comes well prepared for the class.	<i>Outstanding</i>	<i>Excellent</i>	<i>Very Good</i>	<i>Good</i>	<i>Average</i>	<i>Outstanding and Excellent</i>	95.32%
		72.66%	22.66%	2.20%	1.37%	1.10%		
6.	The teacher encourages participation and discussion in class.	<i>Outstanding</i>	<i>Excellent</i>	<i>Very Good</i>	<i>Good</i>	<i>Average</i>	<i>Outstanding and Excellent</i>	96.57%
		78.71%	16.66%	2.20%	1.24%	1.20%		
7.	Teacher uses modern teaching aids, handouts, suitable references, power point presentation, web-resources, etc?	<i>Outstanding</i>	<i>Excellent</i>	<i>Very Good</i>	<i>Good</i>	<i>Average</i>	<i>Outstanding and Excellent</i>	94.92%
		59.89%	35.03%	2.80%	1.92%	0.36%		
8.	The teacher's attitude towards the students is friendly & helpful.	<i>Outstanding</i>	<i>Excellent</i>	<i>Very Good</i>	<i>Good</i>	<i>Average</i>	<i>Outstanding and Excellent</i>	93.55%
		59.62%	33.93%	3.26%	2.20%	1.0 %		
9.	The teacher is	<i>Outstanding</i>	<i>Excellent</i>	<i>Very Good</i>	<i>Good</i>	<i>Average</i>	<i>Outstanding and</i>	96.29%

	available and accessible in the Department.	69.64%	26.65%	2.20%	1.0 %	0.51 %	<i>Excellent</i>	
10.	Periodical assessments are conducted as per schedule	<i>Outstanding</i>	<i>Excellent</i>	<i>Very Good</i>	<i>Good</i>	<i>Average</i>	<i>Outstanding and Excellent</i>	91.33%
		66.11%	25.22%	4.66%	2.1%	1.99%		
11.	The level of the teacher's approach to teaching in the class.	<i>Outstanding</i>	<i>Excellent</i>	<i>Very Good</i>	<i>Good</i>	<i>Average</i>	<i>Outstanding and Excellent</i>	92.11%
		52.05%	45.06%	2.02%	0.37%	0.50%		
12.	Teacher discusses your performance in assignments with you.	<i>Outstanding</i>	<i>Excellent</i>	<i>Very Good</i>	<i>Good</i>	<i>Average</i>	<i>Outstanding and Excellent</i>	88.78%
		40.77%	48.01	4.50%	3.49%	4.01		
13.	Teachers inform you about your expected competencies, course outcomes and program outcomes.	<i>Outstanding</i>	<i>Excellent</i>	<i>Very Good</i>	<i>Good</i>	<i>Average</i>	<i>Outstanding and Excellent</i>	90.01%
		50.01%	47.00%	1.0%	1.54%	0.45%		
14.	Teachers inform you about your expected competencies, course outcomes and program outcomes.	<i>Outstanding</i>	<i>Excellent</i>	<i>Very Good</i>	<i>Good</i>	<i>Average</i>	<i>Outstanding and Excellent</i>	86.28%
		40.0%	46.28	4.68%	5.0%	5.0%		
15.	The teacher illustrates the concepts through examples and applications.	<i>Outstanding</i>	<i>Excellent</i>	<i>Very Good</i>	<i>Good</i>	<i>Average</i>	<i>Outstanding and Excellent</i>	96.45%
		50.20%	46.25%	1.27%	1.0%	2.0%		
16.	The teacher identifies your strengths and encourage you with providing right level of challenges.	<i>Outstanding</i>	<i>Excellent</i>	<i>Very Good</i>	<i>Good</i>	<i>Average</i>	<i>Outstanding and Excellent</i>	81.17%
		55.20%	40.20%	2.40%	1.20%	1.0%		
17.	Teacher is able to identify your	<i>Outstanding</i>	<i>Excellent</i>	<i>Very Good</i>	<i>Good</i>	<i>Average</i>	<i>Outstanding and</i>	88.98%
		48.28%	40.70%	4.0%	4.0%	3.02%		

	weaknesses and help you to overcome them						<i>Excellent</i>	
18.	Teachers encourage you to participate in extracurricular activities	<i>Outstanding</i> 40.88%	<i>Excellent</i> 40.00%	<i>Very Good</i> 10.0%	<i>Good</i> 4.45%	<i>Average</i> 5.55%	<i>Outstanding and Excellent</i>	82.88%
19.	The contribution of the teacher in development of your presentation skill.	<i>Outstanding</i> 70.15%	<i>Excellent</i> 23.14%	<i>Very Good</i> 2.21%	<i>Good</i> 2.02%	<i>Average</i> 2.48%	<i>Outstanding and Excellent</i>	93.29%
20.	The contribution of the teacher in development of your subject skill.	<i>Outstanding</i> 60.28%	<i>Excellent</i> 20.60%	<i>Very Good</i> 3.32%	<i>Good</i> 5.01%	<i>Average</i> 4.99%	<i>Outstanding and Excellent</i>	86.68%
21.	Any other comments (If any)	(Recorded)						
	Average Rating	94.21%						

Graphical Analysis of Students' Feedback Response for Teachers Evaluation



OBSERVATION AND ACTION TAKEN FROM ABOVE ANALYSIS

Analysis Report on the Students' Feedback for Teacher's Evaluation

We have received feedback from 6586 numbers of Students' through online process by web link

Website address: https://docs.google.com/forms/d/1yQuCSOJLxZD6_EbQPCKgkHfDh9XEa-GFc07TnKvK1pc/edit

Direct Link URL: <https://docs.google.com/forms/u/1/>

*Average Rating of Teachers' Feedback Response found to be at **94.21%***

Scale for Opinion of Teachers' found to be at Rank A (100-80).

The following are observations on Students' Feedback for Teachers Evaluation

1. More activities to be conducted for personality development such as G.D.
2. Updating of digital facilities available in the college.
3. There should be improvement in cleanness at the college washrooms.

Action Taken on Feedback

1. Specialized T and P Sessions arranged for students.
2. Classrooms updated into new digital learning way of classes.
3. Daily cleaning twice a day started.

2. TEACHERS' FEEDBACK ON CURRICULUM

Category: Teachers' Feedback on curriculum

Total number of Teachers' recorded feedback: 56

Total number of questions attempted: 21

Feedback Type: Online

Screen Shot of Online Feedback Submission

TEACHER FEEDBACK ON CURRICULUM

Questions Responses **56** Settings

1. Syllabus is suitable to the course *

1	2	3	4	5
<input type="radio"/>	<input type="radio"/>	<input type="radio"/>	<input type="radio"/>	<input type="radio"/>

2. Syllabus is need based. *

1	2	3	4	5
<input type="radio"/>	<input type="radio"/>	<input type="radio"/>	<input type="radio"/>	<input type="radio"/>

3. Aims and objectives of the syllabi are well defined and clear to teachers and students. *

1	2	3	4	5
---	---	---	---	---

Very high UV 1:38 PM

Tabular Analysis of Teachers' Feedback on Curriculum Response

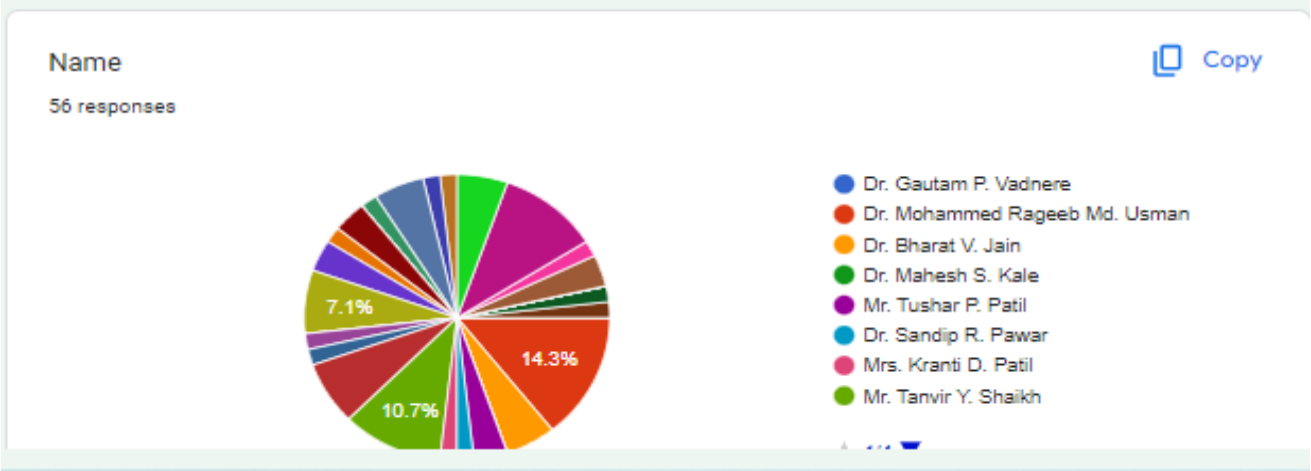
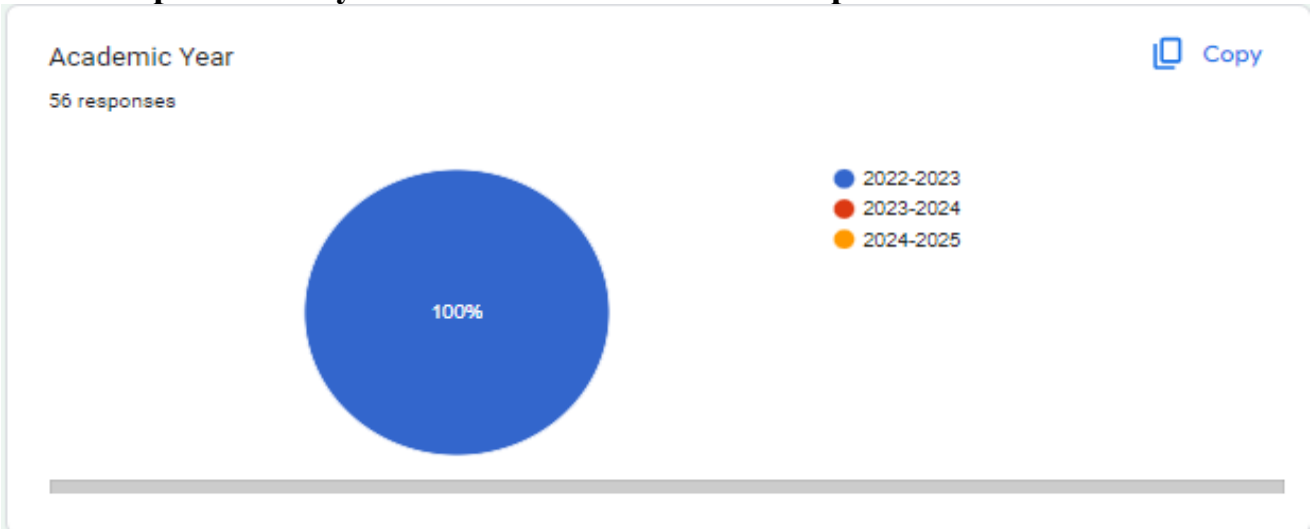
Q. No.	Nature of Question	Opinions of Answer in (0 to 5 Ratings) Percentage					Scale of Opinion	% of Opinion
		A	B	C	D	E		
1.	Syllabus is suitable to the course.	<i>Outstanding</i>	<i>Excellent</i>	<i>Very Good</i>	<i>Good</i>	<i>Average</i>	<i>Outstanding and Excellent</i>	98.46%
		61.22%	37.24%	1.02%	0.00%	0.00%		
2.	Syllabus is need based.	<i>Outstanding</i>	<i>Excellent</i>	<i>Very Good</i>	<i>Good</i>	<i>Average</i>	<i>Outstanding and Excellent</i>	89.8%
		40.31%	49.49%	9.69%	0.00%	0.00%		
3.	Aims and objectives of the syllabi are well defined and clear to teachers and students.	<i>Outstanding</i>	<i>Excellent</i>	<i>Very Good</i>	<i>Good</i>	<i>Average</i>	<i>Outstanding and Excellent</i>	90.31%
		37.76%	52.55%	8.67%	0.51%	0.00%		
4.	Course content is followed by corresponding reference materials.	<i>Outstanding</i>	<i>Excellent</i>	<i>Very Good</i>	<i>Good</i>	<i>Average</i>	<i>Outstanding and Excellent</i>	95.41%
		47.96%	47.45%	4.08%	0.00%	0.00%		
5.	Sufficient number of prescribed books are available in the Library.	<i>Outstanding</i>	<i>Excellent</i>	<i>Very Good</i>	<i>Good</i>	<i>Average</i>	<i>Outstanding and Excellent</i>	98.46%
		62.24%	36.22%	0.51%	0.51%	0.00%		
6.	The course/syllabus has good balance between theory and application.	<i>Outstanding</i>	<i>Excellent</i>	<i>Very Good</i>	<i>Good</i>	<i>Average</i>	<i>Outstanding and Excellent</i>	99.49%
		68.88%	30.61%	0.00%	0.00%	0.00%		
7.	The course/syllabus has made me interested in the subject area.	<i>Outstanding</i>	<i>Excellent</i>	<i>Very Good</i>	<i>Good</i>	<i>Average</i>	<i>Outstanding and Excellent</i>	91.31%
		37.76%	52.55%	8.67%	0.51%	0.00%		
8.	The	<i>Outstanding</i>	<i>Excellent</i>	<i>Very Good</i>	<i>Good</i>	<i>Average</i>	<i>Outstanding and</i>	81.30%

	course/syllabus of this subject increased my knowledge and perspective in the subject area.	50.50%	30.80%	9.70%	1.81%	2.38%	<i>Excellent</i>	
9.	The course/programme of studies carries sufficient number of optional papers.	<i>Outstanding</i>	<i>Excellent</i>	<i>Very Good</i>	<i>Good</i>	<i>Average</i>	<i>Outstanding and Excellent</i>	98.24%
		62.24%	36.00%	0.51%	0.51%	0.00%		
10.	The books prescribed/listed as reference materials are relevant, updated and appropriate.	<i>Outstanding</i>	<i>Excellent</i>	<i>Very Good</i>	<i>Good</i>	<i>Average</i>	<i>Outstanding and Excellent</i>	98.06%
		62.04%	36.02%	0.31%	0.51%	0.20%		
11.	Infrastructural facilities, such as teacher's rooms/carrels, class rooms, reading rooms and toilets are available in the Department.	<i>Outstanding</i>	<i>Excellent</i>	<i>Very Good</i>	<i>Good</i>	<i>Average</i>	<i>Outstanding and Excellent</i>	95.00%
		47.55%	47.45%	4.08%	0.00%	0.00%		
12.	Staff canteen is available at the faculty level.	<i>Outstanding</i>	<i>Excellent</i>	<i>Very Good</i>	<i>Good</i>	<i>Average</i>	<i>Outstanding and Excellent</i>	89.08%
		40.31%	49.49%	9.69%	0.00%	0.00%		
13.	Tests and examinations are conducted well in time with proper coverage of all units in the syllabus.	<i>Outstanding</i>	<i>Excellent</i>	<i>Very Good</i>	<i>Good</i>	<i>Average</i>	<i>Outstanding and Excellent</i>	97.24%
		60.00%	37.24%	1.02%	1.00%	0.22%		

14.	I have the freedom to adopt new techniques/strategies of teaching such as seminar presentations, group discussions and learners' participation.	<i>Outstanding</i>	<i>Excellent</i>	<i>Very Good</i>	<i>Good</i>	<i>Average</i>	<i>Outstanding and Excellent</i>	98.62%
		68.01%	30.61%	0.00%	0.87%	0.00%		
15.	I have the freedom to adopt/adapt new techniques/strategies of testing and assessment of students.	<i>Outstanding</i>	<i>Excellent</i>	<i>Very Good</i>	<i>Good</i>	<i>Average</i>	<i>Outstanding and Excellent</i>	87.71%
		37.76%	52.05%	8.67%	1.01%	0.00%		
16.	The environment in the department is conducive to teaching and research.	<i>Outstanding</i>	<i>Excellent</i>	<i>Very Good</i>	<i>Good</i>	<i>Average</i>	<i>Outstanding and Excellent</i>	97.26%
		60.02%	37.24%	1.02%	1.20%	0.00%		
17.	The administration is teacher friendly	<i>Outstanding</i>	<i>Excellent</i>	<i>Very Good</i>	<i>Good</i>	<i>Average</i>	<i>Outstanding and Excellent</i>	85.11%
		47.96%	37.15%	10.08%	2.00%	3.00%		
18.	The University provides adequate and smooth support for projects and research facilities.	<i>Outstanding</i>	<i>Excellent</i>	<i>Very Good</i>	<i>Good</i>	<i>Average</i>	<i>Outstanding and Excellent</i>	89.00%
		40.31%	49.41%	9.69%	0.00%	0.00%		
19.	The University provides adequate funding and support to faculty members	<i>Outstanding</i>	<i>Excellent</i>	<i>Very Good</i>	<i>Good</i>	<i>Average</i>	<i>Outstanding and Excellent</i>	97.45%
		50.00%	47.45%	3.55%	0.00%	0.00%		

	for upgrading their skills and qualifications.							
20.	Provisions for professional development are non-discriminatory and fair.	<i>Outstanding</i>	<i>Excellent</i>	<i>Very Good</i>	<i>Good</i>	<i>Average</i>	<i>Outstanding and Excellent</i>	91.61%
		43.96%	47.65%	8.08%	0.01%	0.00%		
21.	Any suggestions	(Recorded)						
	Average Rating	99.56%						

Graphical Analysis of Teachers' Feedback Response on Curriculum



OBSERVATION AND ACTION TAKEN FROM ABOVE ANALYSIS

Analysis Report on the Teachers' Feedback on Curriculum Response Received

We have received feedback from 56 numbers of Teachers' through online process by web link

Website address: https://docs.google.com/forms/d/1yQuCSOJLxZD6_EbQPCKgkHfDh9XEa-GFc07TnKvK1pc/edit

Direct Link URL: <https://docs.google.com/forms/u/1/>

*Average Rating of Teachers' Feedback Response found to be at **99.56%***

Scale for Opinion of Teachers' found to be at Rank A (100-80).

The following are the observations on Teachers' Feedback on Curriculum

1. Seminars/conferences on Review and Research papers: 2023 be organized.
2. A study group be formed to regulate the new challenges occurred in the form of change in curricula & CBCS & new set up to be cope up with the new education policy.
3. Students' interaction with industries should be increased.

Action taken against Feedback

1. Seminars/conferences under the topic of current trends in field of pharmaceuticals to emerge Review and Research papers organized.
2. A study group be formed under existing local guardian to regulate new type offset in study system.
3. Arranged industrial visits and Training compulsory minimum for one month.

3. PARENTS' FEEDBACK ON CURRICULUM

Category: Parents' Feedback on Curriculum

Total number of Parents' recorded feedback: 616

Total number of questions attempted: 11

Feedback Type: Online

Screen Shot of Online Feedback Submission

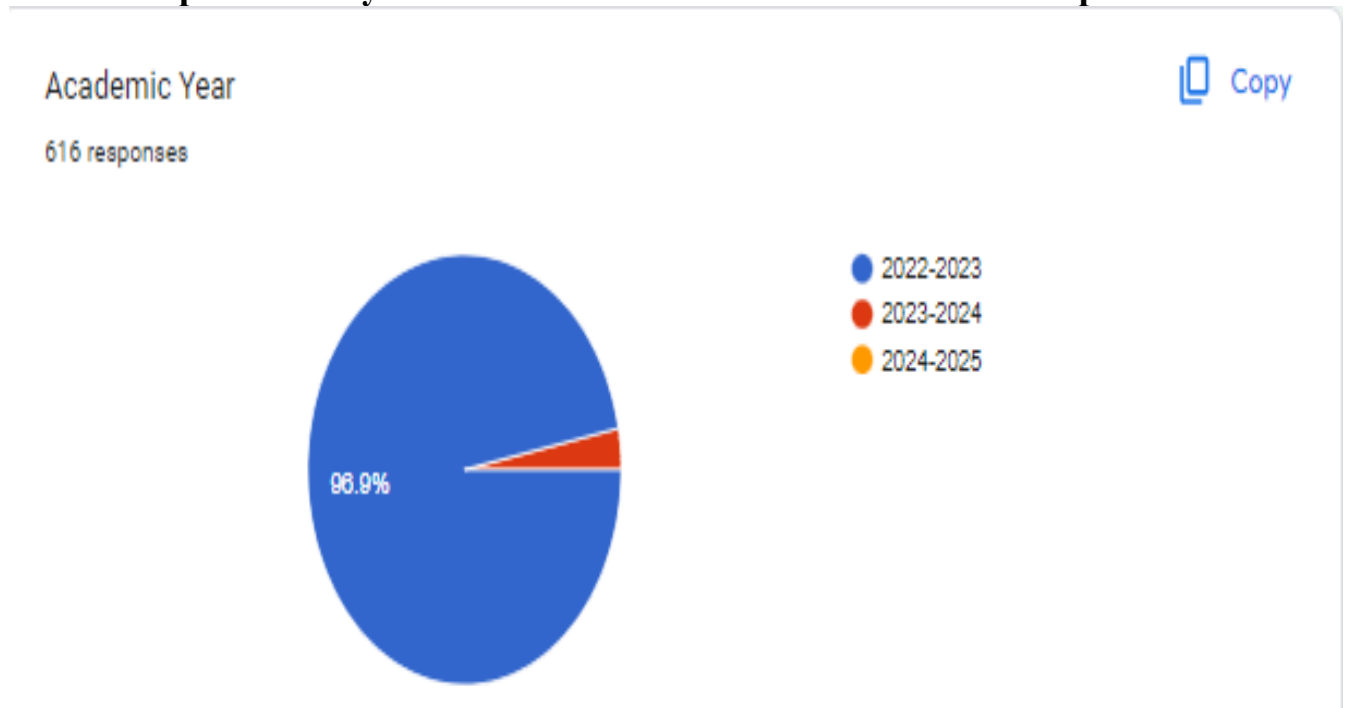
The screenshot shows a web browser window displaying a Google Form titled "Parents Feedback on Curriculum". The browser's address bar shows the URL: docs.google.com/forms/d/1OnUb6_SqcffufxuGE9M4lv4MrBvNaQDtL3B4Sp-b9dU/edit#question=1203185810&field=1365294268. The form interface includes a navigation bar with "Questions", "Responses 616", and "Settings" tabs. The main content area displays two questions, each with a 5-point Likert scale. The first question is: "1. How do you rate the program that your ward is undergoing in terms of the load of the courses in different semesters?". The response options are radio buttons labeled 1 through 5, with the 4th option selected. Below the question, it indicates "304 responses". The second question is partially visible, with response options 1 through 5, and the 5th option selected. Below it, it indicates "203 responses". The browser's taskbar at the bottom shows the system tray with a temperature of 35°C, the time 12:55 PM, and various system icons.

Tabular Analysis of Parents' Feedback on Curriculum Response

Q. No.	Nature of Question	Opinions of Answer in (0 to 5 Ratings) Percentage					Scale of Opinion	% of Opinion
		A	B	C	D	E		
1.	How do you rate the program that your ward is undergoing in terms of the load of the courses in different semesters?	<i>Outstanding</i>	<i>Excellent</i>	<i>Very Good</i>	<i>Good</i>	<i>Average</i>	<i>Outstanding and Excellent</i>	98.46%
		61.22%	37.24%	1.02%	0.00%	0.00%		
2.	How do you rate the availability of the Text and reference books in the Market?	<i>Outstanding</i>	<i>Excellent</i>	<i>Very Good</i>	<i>Good</i>	<i>Average</i>	<i>Outstanding and Excellent</i>	89.8%
		40.31%	49.49	9.69%	0.00%	0.00%		
3.	How do you rate the quality and relevance of the courses included into the semester?	<i>Outstanding</i>	<i>Excellent</i>	<i>Very Good</i>	<i>Good</i>	<i>Average</i>	<i>Outstanding and Excellent</i>	90.31%
		37.76%	52.55 %	8.67%	0.51%	0.00%		
4.	How do you rate the treatment of the students by the faculty irrespective of the background of the student that includes Gender, cast, community creed etc. in teaching and evaluation?	<i>Outstanding</i>	<i>Excellent</i>	<i>Very Good</i>	<i>Good</i>	<i>Average</i>	<i>Outstanding and Excellent</i>	95.41%
		47.96%	47.45 %	4.08%	0.00%	0.00%		
5.	How do you rate ambiance of the university for effective delivery of the academic programs?	<i>Outstanding</i>	<i>Excellent</i>	<i>Very Good</i>	<i>Good</i>	<i>Average</i>	<i>Outstanding and Excellent</i>	98.46%
		62.24%	36.22 %	0.51%	0.51%	0.00%		
6.	How do you rate the courses in terms of their relevance to the latest technologies or future technologies?	<i>Outstanding</i>	<i>Excellent</i>	<i>Very Good</i>	<i>Good</i>	<i>Average</i>	<i>Outstanding and Excellent</i>	99.49%
		68.88%	30.61%	0.00%	0.00%	0.00%		
7.	How do you rate the	<i>Outstanding</i>	<i>Excellent</i>	<i>Very Good</i>	<i>Good</i>	<i>Average</i>	<i>Outstanding</i>	91.31%

	programs based on the comfort of your ward in coping with the workload?	37.76%	52.55 %	8.67%	0.51%	0.00%	and <i>Excellent</i>	
8.	How do you rate the quality of teaching in the College?	<i>Outstanding</i>	<i>Excellent</i>	<i>Very Good</i>	<i>Good</i>	<i>Average</i>	<i>Outstanding and Excellent</i>	81.30%
		50.50%	30.80%	9.70%	1.81%	2.38%		
9.	How do you rate the outcomes that your ward has achieved from the courses?	<i>Outstanding</i>	<i>Excellent</i>	<i>Very Good</i>	<i>Good</i>	<i>Average</i>	<i>Outstanding and Excellent</i>	98.24%
		62.24%	36.00%	0.51%	0.51%	0.00%		
10.	How do you rate the transparency of the evaluation system in the College?	<i>Outstanding</i>	<i>Excellent</i>	<i>Very Good</i>	<i>Good</i>	<i>Average</i>	<i>Outstanding and Excellent</i>	98.06%
		62.04%	36.02%	0.31%	0.51%	0.20%		
11.	Any other comments and/or questions?	(Recorded)						
	Average Rating	96.16 %						

Graphical Analysis of Parents' Feedback on Curriculum Response



OBSERVATION AND ACTION TAKEN FROM ABOVE ANALYSIS

Analysis Report on the Parents' Feedback on Curriculum Received

We have received feedback from 616 numbers of Teachers' through online process by web link

Website address: <https://docs.google.com/forms/u/1/>

Direct Link URL: https://docs.google.com/forms/d/1OnUb6_SqcffufxuGE9M4Iv4MrBvNaQDtL3B4Sp-b9dU/edit#responses

*Average Rating of Teachers' Feedback Response found to be at **96.16%** Scale for Opinion of Teachers' found to be at Rank A (100-80).*

The following are the observations on Parents' Feedback on Curriculum

1. Seminars/conferences on versatile development of students should be organized.
2. Need to be work on student's vocabulary improvement.
3. Students' interaction with Actual work place of pharmacy profession should be increased.

Action taken against Feedback

1. Several Seminars/conferences are arranged for students and also promoted for outdoor opportunities.
2. Language lab and English training sessions are arranged for vocabulary improvement.
3. Arranged industrial visits and Training compulsory minimum for one month.

4. EMPLOYER FEEDBACK

Category: Employer Feedback

Total number of Employer recorded feedback: 08

Total number of questions attempted: 17

Feedback Type: Online

Screen Shot of Online Feedback Submission

EMPLOYER FEEDBACK FORM - G x +

docs.google.com/forms/d/16S08AVdyDUuaSkIK16MnNTXNKU7skuiEEBFg23HfOg/edit

CAMAG Advances in Chrom... PaperPanda... Sci-Hub Applications of Mic... ScienceDirect Searc... Notes, ppts, e-book...

EMPLOYER FEEDBACK FORM ☆

Send

Questions Responses 8 Settings

EMPLOYER FEEDBACK DETAIL

Directions:
For each item please indicate your level of satisfaction with the following statement by clicking a score between 1 and 5. (1 - Average, 2 - Good, 3 - Very Good, 4 - Excellent, 5 - Outstanding)

1. General communication skills *

1 2 3 4 5

...

2. Developing practical solutions to work place problems *

1 2 3 4 5

...

3. Working as part of a team *

1 2 3 4 5

35°C Partly su... 2:15 PM

Tabular Analysis of Employer Feedback Response

Q. No.	Nature of Question	Opinions of Answer in (0 to 5 Ratings) Percentage					Scale of Opinion	% of Opinion
		A	B	C	D	E		
1.	General communication skills?	<i>Outstanding</i>	<i>Excellent</i>	<i>Very Good</i>	<i>Good</i>	<i>Average</i>	<i>Outstanding and Excellent</i>	87.5%
		25.0%	62.5%	0.00%	12.5%	0.00%		
2.	Developing practical solutions to work place problems.	<i>Outstanding</i>	<i>Excellent</i>	<i>Very Good</i>	<i>Good</i>	<i>Average</i>	<i>Outstanding and Excellent</i>	87.5%
		25.0%	62.5%	0.00%	12.5%	0.00%		
3.	Working as part of a team.	<i>Outstanding</i>	<i>Excellent</i>	<i>Very Good</i>	<i>Good</i>	<i>Average</i>	<i>Outstanding and Excellent</i>	87.5%
		50.00%	37.5%	12.5%	0.00%	0.00%		
4.	Creative in response to workplace challenges.	<i>Outstanding</i>	<i>Excellent</i>	<i>Very Good</i>	<i>Good</i>	<i>Average</i>	<i>Outstanding and Excellent</i>	87.5%
		50.00%	37.5%	0.00%	12.5%	0.00%		
5.	Their planning and organization skills.	<i>Outstanding</i>	<i>Excellent</i>	<i>Very Good</i>	<i>Good</i>	<i>Average</i>	<i>Outstanding and Excellent</i>	87.20%
		37.5%	50.00%	00.00%	12.5%	0.00%		
6.	Self-motivated and taking on appropriate level of responsibility.	<i>Outstanding</i>	<i>Excellent</i>	<i>Very Good</i>	<i>Good</i>	<i>Average</i>	<i>Outstanding and Excellent</i>	75.00%
		75.00%	00.00%	12.5%	12.5%	0.00%		
7.	Open to new ideas and learning new techniques.	<i>Outstanding</i>	<i>Excellent</i>	<i>Very Good</i>	<i>Good</i>	<i>Average</i>	<i>Outstanding and Excellent</i>	75.0%
		25.00%	50.00%	0.00%	25.00	0.00%		
8.	Using technology and workplace equipment.	<i>Outstanding</i>	<i>Excellent</i>	<i>Very Good</i>	<i>Good</i>	<i>Average</i>	<i>Outstanding and Excellent</i>	75.0%
		50.50%	30.80%	9.70%	1.81%	2.38%		
9.	Ability to contribute to the goal of the organization.	<i>Outstanding</i>	<i>Excellent</i>	<i>Very Good</i>	<i>Good</i>	<i>Average</i>	<i>Outstanding and Excellent</i>	62.5%
		37.5%	25.00%	25.00%	12.5%	0.00%		
10.	Technical knowledge/skill.	<i>Outstanding</i>	<i>Excellent</i>	<i>Very Good</i>	<i>Good</i>	<i>Average</i>	<i>Outstanding and Excellent</i>	87.5%
		50.00%	37.5%	0.00%	12.5%	0.00%		
11.	Ability to manage/leadership	<i>Outstanding</i>	<i>Excellent</i>	<i>Very Good</i>	<i>Good</i>	<i>Average</i>	<i>Outstanding and Excellent</i>	75%
		37.5%	37.5%	25.00%	0.00%	0.00%		

	qualities.							
12.	Innovativeness, creativity.	<i>Outstanding</i>	<i>Excellent</i>	<i>Very Good</i>	<i>Good</i>	<i>Average</i>	<i>Outstanding and Excellent</i>	75.0%
		37.5%	37.5%	25.0%	0.00%	0.00%		
13.	Relationship with seniors/peers/subordinates.	<i>Outstanding</i>	<i>Excellent</i>	<i>Very Good</i>	<i>Good</i>	<i>Average</i>	<i>Outstanding and Excellent</i>	87.0%
		62.0%	25.0%	0.00%	12.5%	0.00%		
14.	Ability to take up extra responsibility.	<i>Outstanding</i>	<i>Excellent</i>	<i>Very Good</i>	<i>Good</i>	<i>Average</i>	<i>Outstanding and Excellent</i>	75.00%
		37.5%	37.5%	12.5%	12.5%	0.00%		
15.	15. Obligation to work beyond schedule if required.	<i>Outstanding</i>	<i>Excellent</i>	<i>Very Good</i>	<i>Good</i>	<i>Average</i>	<i>Outstanding and Excellent</i>	75.0%
		50.0%	25.00%	25.00%	0.00%	0.00%		
16	On a scale of 1 to 5 how do you rate your overall satisfaction with Smt. Shardachandrika Suresh Patil College of Pharmacy, Chopda students and the curriculum?	<i>Outstanding</i>	<i>Excellent</i>	<i>Very Good</i>	<i>Good</i>	<i>Average</i>	<i>Outstanding and Excellent</i>	87.5%
		37.5%	50.0%	0.00%	0.00%	12.5%		
17.	Any other comments and/or questions?	(Recorded)						
	Average Rating	80.37 %						

Graphical Analysis of Employers' Feedback Response

EMPLOYER FEEDBACK FORM - G x +

docs.google.com/forms/d/16S08AVdyDUuaSkIK16MnNTxNKU7skuiEEBFg23IfOg/edit#responses

CAMAG Advances in Chrom... PaperPanda... Sci-Hub Applications of Mic... ScienceDirect Searc... Notes, ppts, e-book...

EMPLOYER FEEDBACK FORM ☆

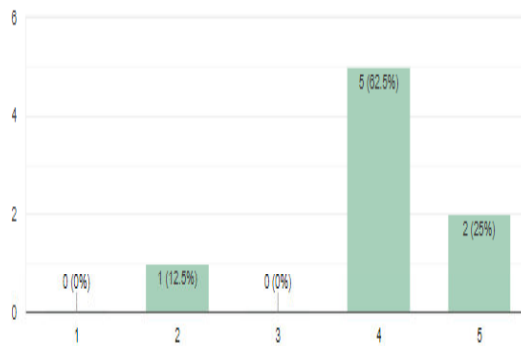
Send

Questions Responses **8** Settings

1. General communication skills

Copy

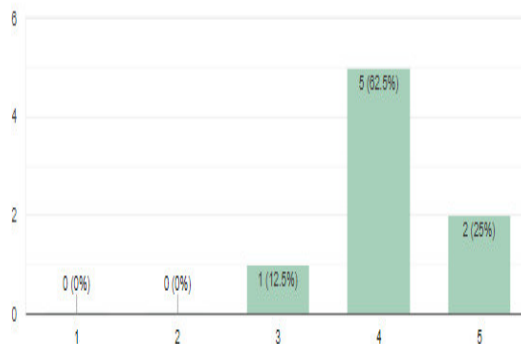
8 responses



2. Developing practical solutions to work place problems

Copy

8 responses



OBSERVATION AND ACTION TAKEN FROM ABOVE ANALYSIS

Analysis Report on the Employers' Feedback Received

We have received feedback from 08 numbers of Teachers' through online process by web link

Website address: <https://docs.google.com/forms/u/1/>

Direct Link URL:

<https://docs.google.com/forms/d/16S08AVdyDUuaSkIK16MnNTtXNKU7skuiEEBFg23lfOg/edit>

*Average Rating of Employers' Feedback Response found to be at **80.37 %**Scale for Opinion of Employers' found to be 80.37% at Rank A (100-80).*

The following are the observations on Employers' Feedback

1. Internships/Project works have to be increased.
2. Syllabi be made more interesting and relevant as per the requirement of the industry.
3. Need to be filled Academic loss of students due to pandemic especially practical techniques.

Action taken against Feedback

1. Arranged industrial visits and Training compulsory minimum for one month with college's official permission.
2. By using demonstrations and smart learning tools Syllabi made more interesting and relevant and easier for students.
3. Repeated practical's of previous one by utilizing free weekly half sessions of students.

5. STUDENTS FEEDBACK ON FACILITIES

Category: Students Feedback on Facilities

Total number of recorded feedback: 584

Total number of questions attempted: 22

Feedback Type: Online

Screen Shot of Online Feedback Submission

The screenshot shows a web browser window displaying a Google Form titled "Student Feedback on Infrastructure". The browser's address bar shows the URL: docs.google.com/forms/d/12_jdbWQdpHPNOKwak1tDh0Ko8ZqC-zukwQk_HZFmwXE/edit#question=1353314071&field=2044425381. The form interface includes a navigation bar with "Questions", "Responses" (584), and "Settings" tabs. A message at the top states "This form is no longer accepting responses". Below this, there are tabs for "Summary", "Question", and "Individual". The current question is "1. The class rooms and furniture's are availa" (partially visible). The question is displayed in a large white box. Below the question, there are five radio button options labeled 1 through 5. The radio button for option 4 is selected. Below the options, there is a text input field and a link that says "244 responses". At the bottom of the form, there is a status bar showing the system time as 10:58 AM and the weather as 29°C Sunny.

Tabular Analysis of Students Feedback on Facilities Response

Q. No.	Nature of Question	Opinions of Answer in (0 to 5 Ratings) Percentage					Scale of Opinion	% of Opinion
		A	B	C	D	E		
1.	The class rooms and furniture's are available.	<i>Outstanding</i>	<i>Excellent</i>	<i>Very Good</i>	<i>Good</i>	<i>Average</i>	<i>Outstanding and Excellent</i>	79.1%
		37.3	41.8	13.7	4.3	2.9		
2.	The building, classrooms and furniture are well maintained.	<i>Outstanding</i>	<i>Excellent</i>	<i>Very Good</i>	<i>Good</i>	<i>Average</i>	<i>Outstanding and Excellent</i>	80.0%
		41.1	38.9	13.4	4.3	2.4		
3.	The labs are adequate and well equipped.	<i>Outstanding</i>	<i>Excellent</i>	<i>Very Good</i>	<i>Good</i>	<i>Average</i>	<i>Outstanding and Excellent</i>	76.7%
		35.8	40.9	16.6	40.9	2.4		
4.	Parking facilities are available.	<i>Outstanding</i>	<i>Excellent</i>	<i>Very Good</i>	<i>Good</i>	<i>Average</i>	<i>Outstanding and Excellent</i>	80.3%
		39.4	40.9	13.3	3.9	3.4		
5.	Water resources are adequately provided.	<i>Outstanding</i>	<i>Excellent</i>	<i>Very Good</i>	<i>Good</i>	<i>Average</i>	<i>Outstanding and Excellent</i>	80.5%
		41.1	39.4	12.8	3.8	2.9		
6.	Safe drinking water is available.	<i>Outstanding</i>	<i>Excellent</i>	<i>Very Good</i>	<i>Good</i>	<i>Average</i>	<i>Outstanding and Excellent</i>	82.9%
		44.5	38.4	13.3	3.3	2.6		
7.	Roads are well maintained within campus.	<i>Outstanding</i>	<i>Excellent</i>	<i>Very Good</i>	<i>Good</i>	<i>Average</i>	<i>Outstanding and Excellent</i>	84.00%
		50.6	33.4	10.8	2.6	2.6		
8.	Sport infrastructure for indoor and outdoor game.	<i>Outstanding</i>	<i>Excellent</i>	<i>Very Good</i>	<i>Good</i>	<i>Average</i>	<i>Outstanding and Excellent</i>	68.1%
		27.2	40.9	17.5	7.5	6.8		
9.	Gymnasium facility is available.	<i>Outstanding</i>	<i>Excellent</i>	<i>Very Good</i>	<i>Good</i>	<i>Average</i>	<i>Outstanding and Excellent</i>	69.1%
		27.7	41.4	17.8	7.2	5.8		
10.	Separate boys and girls common room is available.	<i>Outstanding</i>	<i>Excellent</i>	<i>Very Good</i>	<i>Good</i>	<i>Average</i>	<i>Outstanding and Excellent</i>	78.1%
		46.8	31.3	10.6	5.5	6		
11.	Track for handicapped student is available.	<i>Outstanding</i>	<i>Excellent</i>	<i>Very Good</i>	<i>Good</i>	<i>Average</i>	<i>Outstanding and Excellent</i>	76.7%

		39.0	37.7	13.5	6.2	3.6		
12.	First aid cum sick room is available.	<i>Outstanding</i>	<i>Excellent</i>	<i>Very Good</i>	<i>Good</i>	<i>Average</i>	<i>Outstanding and Excellent</i>	76.9%
		1341.1	35.8	14.9	4.6	3.6		
13.	Seminar & Auditorium hall is available.	<i>Outstanding</i>	<i>Excellent</i>	<i>Very Good</i>	<i>Good</i>	<i>Average</i>	<i>Outstanding and Excellent</i>	87.1%
		52.7	34.4	8.2	2.6	2.1		
14.	Library facilities are available.	<i>Outstanding</i>	<i>Excellent</i>	<i>Very Good</i>	<i>Good</i>	<i>Average</i>	<i>Outstanding and Excellent</i>	85.1%
		50.3	34.8	9.1	2.7	3.1		
15.	Computer lab is available and well maintained.	<i>Outstanding</i>	<i>Excellent</i>	<i>Very Good</i>	<i>Good</i>	<i>Average</i>	<i>Outstanding and Excellent</i>	84.3%
		44.7	39.6	10.3	3.1	2.4		
16.	Internet and Wi-Fi facility is available.	<i>Outstanding</i>	<i>Excellent</i>	<i>Very Good</i>	<i>Good</i>	<i>Average</i>	<i>Outstanding and Excellent</i>	64.8%
		27.6	37.2	19.2	6.2	9.9		
17.	Sports ground is available	<i>Outstanding</i>	<i>Excellent</i>	<i>Very Good</i>	<i>Good</i>	<i>Average</i>	<i>Outstanding and Excellent</i>	74.00%
		36.3	38	16.1	3.8	5.8		
18.	Medicinal garden is well maintained.	<i>Outstanding</i>	<i>Excellent</i>	<i>Very Good</i>	<i>Good</i>	<i>Average</i>	<i>Outstanding and Excellent</i>	84.70%
		47.9	36.8	9.6	3.4	2.2		
19.	Toilets are sufficient for student.	<i>Outstanding</i>	<i>Excellent</i>	<i>Very Good</i>	<i>Good</i>	<i>Average</i>	<i>Outstanding and Excellent</i>	83.9%
		47.8	36.1	10.1	2.9	3.1		
20.	Hostel facility is available.	<i>Outstanding</i>	<i>Excellent</i>	<i>Very Good</i>	<i>Good</i>	<i>Average</i>	<i>Outstanding and Excellent</i>	77.6%
		39.2	38.4	15.2	3.3	3.9		
21.	Animal House facility is available.	<i>Outstanding</i>	<i>Excellent</i>	<i>Very Good</i>	<i>Good</i>	<i>Average</i>	<i>Outstanding and Excellent</i>	81.2%
		37.7	43.5	11.3	4.1	3.4		
22.	Any other comments and/or questions?	(Recorded)						
	Average Rating	79.05 %						

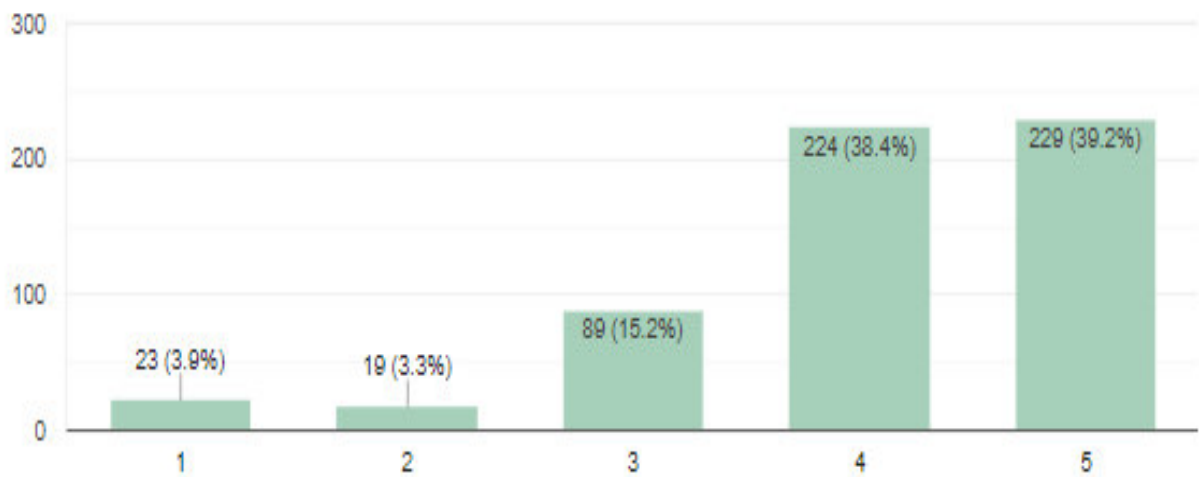
Graphical Analysis of Students' Feedback on Facilities Response

Questions Responses **584** Settings

20. Hostel facility is available

 Copy

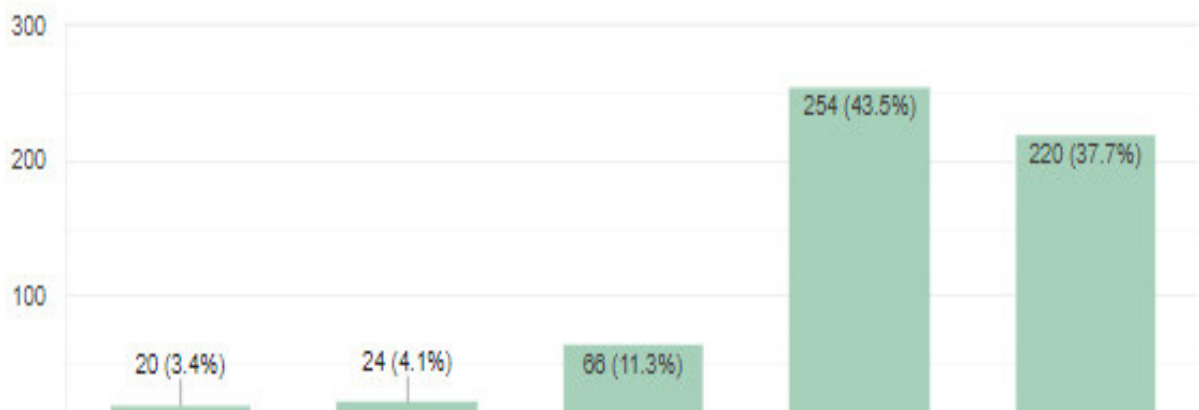
584 responses



21. Animal House facility is available

 Copy

584 responses



OBSERVATION AND ACTION TAKEN FROM ABOVE ANALYSIS

Analysis Report on the Students' Feedback on Facilities Received

We have received feedback from 584 numbers of Teachers' through online process by web link

Website address: <https://docs.google.com/forms/u/1/>

Direct Link URL:

https://docs.google.com/forms/d/12_jdbWQdpHpNOKwak1tDh0Ko8ZqC-zukwQk_HZFmwXE/edit

*Average Rating of students' Feedback for infrastructure Response found to be at **79.05 %**Scale for Opinion of Employers' found to be at Rank **B** (100-80).*

The following are the observations on Students' Feedback on Facilities

1. Boys common room required
2. Already Cleanliness maintain please improve cleanliness in college premises still improve level of cleanliness
3. Well maintained cultural events in college premises.

Action taken against Feedback

1. Reopened boys common room which was remained close since one year due to mischievous behavior of some boys under strict observation
2. Improved hygienity and cleaning of surround spend focus on daily twice cleaning.
3. Well maintained cultural events Arranged like fresher's Party, Annual gathering, Farewell in college premises.

6. GRADUATE EXIT SURVEY

Category: Graduate Exit Survey

Total number of Employer recorded feedback: 144

Total number of questions attempted: 10

Feedback Type: Online

Screen Shot of Online Feedback Submission

The screenshot displays a Google Forms interface for a 'GRADUATE EXIT SURVEY'. The browser address bar shows the form URL: docs.google.com/forms/d/1zFcN4OxVjn9wQC3Bd_ktoH6xscF16xRIKwCKdeU8J_M/edit. The form has 144 responses recorded. The visible questions are:

1. How much you satisfied with the facilities provided by the Institute? *
1 2 3 4 5
2. How much technical know-how (both in Theory and practical) you gained at this Institute? *
1 2 3 4 5
3. Academic activities taken by the institute to improve your technical knowledge useful in overall growth? *
1 2 3 4 5
4. How much your grievances (if any) handled promptly and properly by the College authorities? *

The bottom of the screen shows a Windows taskbar with the system tray displaying 33°C Haze, 1:54 PM, and various system icons.

Tabular Analysis of Graduate Exit Survey Response

Q. No.	Nature of Question	Opinions of Answer in (0 to 5 Ratings) Percentage					Scale of Opinion	% of Opinion
		A	B	C	D	E		
1.	How much you satisfied with the facilities provided by the Institute?	<i>Outstanding</i>	<i>Excellent</i>	<i>Very Good</i>	<i>Good</i>	<i>Average</i>	<i>Outstanding and Excellent</i>	76.3%
		38.8	37.5	14.6	6.9	2.1		
2.	How much technical know-how (both in Theory and practical) you gained at this Institute?	<i>Outstanding</i>	<i>Excellent</i>	<i>Very Good</i>	<i>Good</i>	<i>Average</i>	<i>Outstanding and Excellent</i>	74.3%
		34.00	40.3	17.45	6.9	1.4		
3.	Academic activities taken by the institute to improve your technical knowledge useful in overall growth?	<i>Outstanding</i>	<i>Excellent</i>	<i>Very Good</i>	<i>Good</i>	<i>Average</i>	<i>Outstanding and Excellent</i>	73.6%
		33.3	40.3	17.4	7.6	1.4		
4.	How much your grievances (if any) handled promptly and properly by the College authorities?	<i>Outstanding</i>	<i>Excellent</i>	<i>Very Good</i>	<i>Good</i>	<i>Average</i>	<i>Outstanding and Excellent</i>	72.9%
		28.5	44.4	17.4	8.3	1.4		
5.	Level of workshops/conferences/seminar/Industrial Visits/ Quality Improvement Programs organized by College?	<i>Outstanding</i>	<i>Excellent</i>	<i>Very Good</i>	<i>Good</i>	<i>Average</i>	<i>Outstanding and Excellent</i>	75.7%
		44.4	31.3	16.7	4.2	3.5		
6.	Carrier Guidance provided by the College?	<i>Outstanding</i>	<i>Excellent</i>	<i>Very Good</i>	<i>Good</i>	<i>Average</i>	<i>Outstanding and Excellent</i>	79.1%
		47.2	31.9	13.2	5.6	2.1		
7.	Personality Development Opportunities?	<i>Outstanding</i>	<i>Excellent</i>	<i>Very Good</i>	<i>Good</i>	<i>Average</i>	<i>Outstanding and Excellent</i>	68.00%
		31.9	36.1	22.2	6.3	3.5		
8.	Campus Recruitment	<i>Outstanding</i>	<i>Excellent</i>	<i>Very Good</i>	<i>Good</i>	<i>Average</i>	<i>Outstanding and</i>	65.3%

	held at College?	25	40.3	22.2	5.6	6.9	<i>Excellent</i>	
9.	Students Club Activities held at College?	<i>Outstanding</i>	<i>Excellent</i>	<i>Very Good</i>	<i>Good</i>	<i>Average</i>	<i>Outstanding and Excellent</i>	68.0%
		23.6	44.4	19.4	7.6	4.9		
10.	Any suggestions	(Recorded)						
Average Rating		72.09%						

Graphical Analysis of Graduate Exit Survey Response



OBSERVATION AND ACTION TAKEN FROM ABOVE ANALYSIS

Analysis Report on the Graduate Exit Survey

We have received feedback from 144 numbers of Students'' through online process by web link

Website address: <https://docs.google.com/forms/u/1/>

Direct Link URL:

https://docs.google.com/forms/d/12_jdbWQdpHpNOKwak1tDh0Ko8ZqC-zukwQk_HZFmwXE/edit

Average Rating of students' Feedback for infrastructure Response found to be at 72.9 %Scale for Opinion of Employers' found to be at Rank B (100-60).

The following are the observations on Graduate Exit Surveys' Feedback

1. Need of NIPER, CET, CLAT, ATMA, GPAT related guidance.
2. Provide instrumental knowledge to students.
3. Provide extracurricular activities.

Action taken against Feedback

1. Arranged Experts meet and Experience exchange for student's motivation by qualified alumni.
2. Arranged special instrument handling and informal sessions for students.
3. Provided extracurricular activities like quiz competitions, poster presentations.

7. ALUMNI FEEDBACK

Category: Alumni Feedback

Total number of Alumni recorded feedback: 68

Total number of questions attempted: 22

Feedback Type: Online

Screen Shot of Online Feedback Submission

The screenshot shows a web browser window displaying a Google Form titled "ALUMNI FEEDBACK FORM". The browser's address bar shows the URL: docs.google.com/forms/d/1s8Atz9yavkPgMEUc-qngEyhWjFtrATgkbPY6UvsM4WY/edit. The form interface includes a "Send" button and a "Responses" tab showing 65 responses. The form contains two questions:

1. How would you rate your over all stay at MGSM's Smt. Sharadchandrika Suresh Patil College, Chopda? *

1. Excellent
2. Very good
3. Good
4. Fair
5. Poor

2. How would you rate the admission process of the College? *

1. Option 1
2. Excellent
3. Very good
4. Good

The bottom of the screenshot shows a Windows taskbar with various application icons and a system tray displaying the temperature as 33°C, weather as Haze, and the time as 2:37 PM.

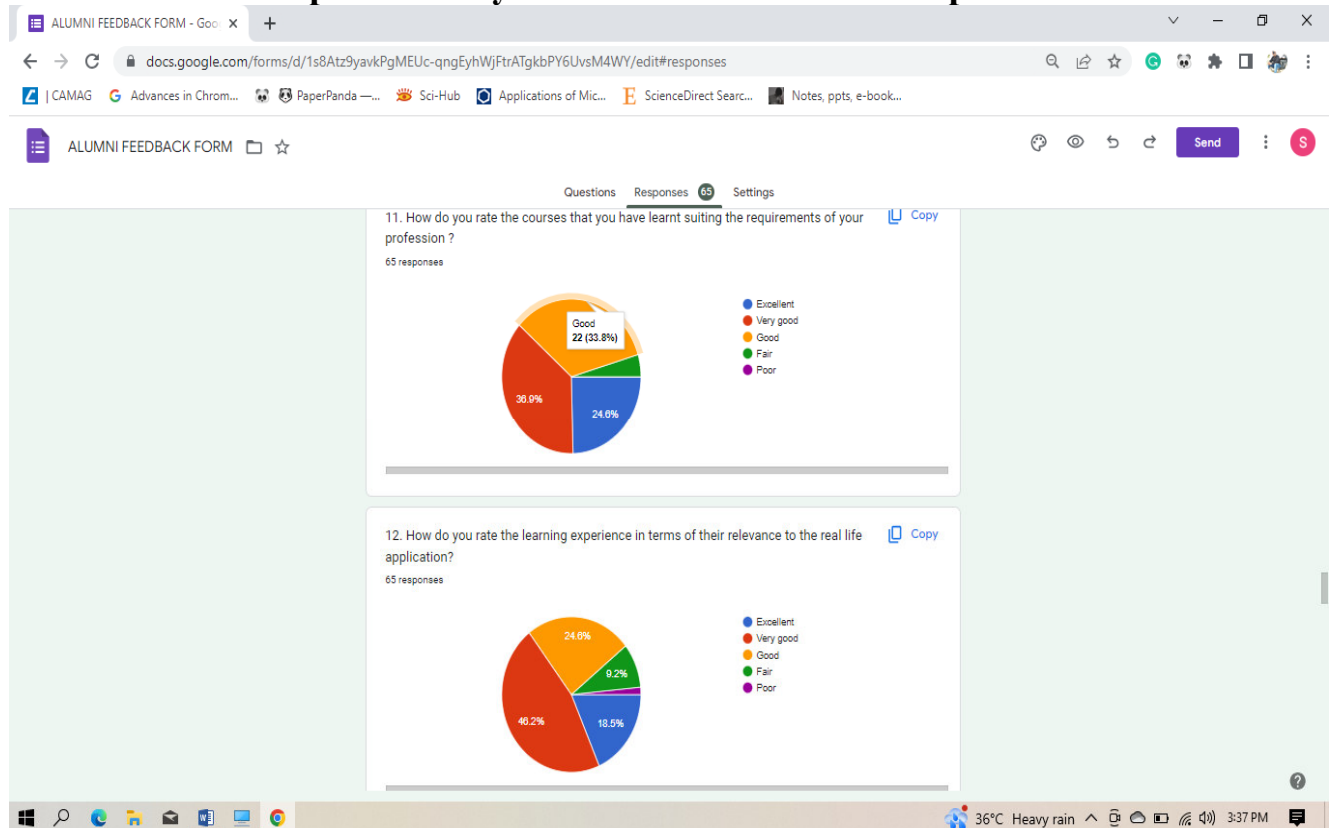
Tabular Analysis of Alumni Feedback Response

Q. No.	Nature of Question	Opinions of Answer in (0 to 5 Ratings) Percentage					Scale of Opinion	% of Opini on
		A	B	C	D	E		
1.	How would you rate your overall stay at MGSM's Smt. Sharadchandrika Suresh Patil College, Chopda?	<i>Outstanding</i>	<i>Excellent</i>	<i>Very Good</i>	<i>Good</i>	<i>Average</i>	<i>Outstanding and Excellent</i>	72.3%
		36.9	35.4	20.0	4.6	3.1		
2.	How would you rate the admission process of the College?	<i>Outstanding</i>	<i>Excellent</i>	<i>Very Good</i>	<i>Good</i>	<i>Average</i>	<i>Outstanding and Excellent</i>	61.5%
		36.9	24.6	30.8	7.7	0.00		
3.	How you rate laboratories & equipment available in the department/college?	<i>Outstanding</i>	<i>Excellent</i>	<i>Very Good</i>	<i>Good</i>	<i>Average</i>	<i>Outstanding and Excellent</i>	61.5%
		21.5	40	26.2	10.2	1.5		
4.	How you rate sports and cultural facilities provided by the college?	<i>Outstanding</i>	<i>Excellent</i>	<i>Very Good</i>	<i>Good</i>	<i>Average</i>	<i>Outstanding and Excellent</i>	64.6%
		36.9	27.7	18.5	13.8	3.1		
5.	How you rate evaluation system of the College?	<i>Outstanding</i>	<i>Excellent</i>	<i>Very Good</i>	<i>Good</i>	<i>Average</i>	<i>Outstanding and Excellent</i>	66.2%
		23.1	43.1	26.2	6.2	1.5		
6.	How you rate library/seminar/reading Room of the college?	<i>Outstanding</i>	<i>Excellent</i>	<i>Very Good</i>	<i>Good</i>	<i>Average</i>	<i>Outstanding and Excellent</i>	58.4%
		29.2	29.2	30.8	7.7	3.1		
7.	On campus Training & Placement (T & P) opportunities provided to you?	<i>Outstanding</i>	<i>Excellent</i>	<i>Very Good</i>	<i>Good</i>	<i>Average</i>	<i>Outstanding and Excellent</i>	41.5%
		13.8	27.7	32.3	20.0	6.2		
8.	Career counseling and guidance for higher studies from T&P Cell?	<i>Outstanding</i>	<i>Excellent</i>	<i>Very Good</i>	<i>Good</i>	<i>Average</i>	<i>Outstanding and Excellent</i>	49.2%
		20.0	29.2	43.1	4.6	3.1		
9.	Teacher-student	<i>Outstanding</i>	<i>Excellent</i>	<i>Very Good</i>	<i>Good</i>	<i>Average</i>	<i>Outstanding</i>	69.2%

	relationship.	32.3	36.9	24.6	4.6	1.5	and <i>Excellent</i>	
10.	Alumni Association/Network of Old Friends.	<i>Outstanding</i>	<i>Excellent</i>	<i>Very Good</i>	<i>Good</i>	<i>Average</i>	<i>Outstanding and Excellent</i>	64.6%
		27.7	36.9	24.6	9.2	1.5		
11.	How do you rate the courses that you have learnt suiting the requirements of your profession?	<i>Outstanding</i>	<i>Excellent</i>	<i>Very Good</i>	<i>Good</i>	<i>Average</i>	<i>Outstanding and Excellent</i>	61.5%
		24.6	36.9	33.8	4.6	0.00		
12.	How do you rate the learning experience in terms of their relevance to the real life application?	<i>Outstanding</i>	<i>Excellent</i>	<i>Very Good</i>	<i>Good</i>	<i>Average</i>	<i>Outstanding and Excellent</i>	64.7%
		18.5	46.2	24.6	9.2	1.5		
13.	How do you rate the courses that you have learnt in relation to your current job?	<i>Outstanding</i>	<i>Excellent</i>	<i>Very Good</i>	<i>Good</i>	<i>Average</i>	<i>Outstanding and Excellent</i>	58.4%
		13.8	44.6	33.87	4.6	1.5		
14.	How do you rate the way your grievances were handled at the College as a student?	<i>Outstanding</i>	<i>Excellent</i>	<i>Very Good</i>	<i>Good</i>	<i>Average</i>	<i>Outstanding and Excellent</i>	53.9%
		18.56	35.4	38.5	6.2	1.5		
15.	How do you rate the way your grievances were handled at the College as an Alumni?	<i>Outstanding</i>	<i>Excellent</i>	<i>Very Good</i>	<i>Good</i>	<i>Average</i>	<i>Outstanding and Excellent</i>	52.3%
		18.5	33.8	40.00	6.2	1.5		
16.	How was the learning environment of this College?	<i>Outstanding</i>	<i>Excellent</i>	<i>Very Good</i>	<i>Good</i>	<i>Average</i>	<i>Outstanding and Excellent</i>	63.00%
		29.2	33.8	30.8	4.6	1.5		
17.	Overall rating of the College?	<i>Outstanding</i>	<i>Excellent</i>	<i>Very Good</i>	<i>Good</i>	<i>Average</i>	<i>Outstanding and Excellent</i>	70.8%
		38.5	32.3	21.5	6.2	1.5		
18.	Most Memorable	Annual gatherings, NBA inspection, Annual Gathering 2023, Fresher and sport activities, Project work under guidance of Hon. Principal., Cultural Events,						

	moment in the Institute	
19.	What positive changes do you see in College Chopda, over your stay here?	Discipline and follow rules, Gym and sport activities, well working instruments, Improve placement opportunities, Admission process fever as well placement for students, Change to a non-teaching staff....
20.	What are the suggestions for the betterment of the Department/College	Outstanding 100.0%
21.	Do you feel proud to be an Alumnus/Alumna of Smt. Sharadchandrika Suresh Patil College Chopda?	Outstanding 100.0%
22.	Any suggestion	(Recorded)
	Average Rating	64.06%

Graphical Analysis of Alumni Feedback Response



OBSERVATION AND ACTION TAKEN FROM ABOVE ANALYSIS

Analysis Report on the Alumni Feedback

We have received feedback from 68 numbers of Students'' through online process by web link

Website address: <https://docs.google.com/forms/u/1/>

Direct Link URL :

https://docs.google.com/forms/d/12_jdbWQdpHpNOKwak1tDh0Ko8ZqC-zukwQk_HZFmwXE/edit

*Average Rating of Alumni feedback Response found to be at **64.06 %** Scale for Opinion of Alumni's found to be at Rank **B** (100-60).*

The following are the observations on Alumni Feedback

1. Please improve quality of learning environment of the college.
2. Instrumental knowledge to students.
3. Should focus on GPAT and NIPER like exams. Not compulsion for attendance for Aspirants who are aiming for NIPER and GPAT.

Action taken against Feedback

1. Improved quality of learning Using smart learning tools in the college.
2. Provided instrumental knowledge to student using training sessions with collaboration of Shree Clinical Laboratory PVT. LTD.
3. Arranged Experts meet and Experience exchange for student's motivation by qualified alumni.

8. STUDENT FEEDBACK ON COURSE/ CURRICULUM

Category: Student Feedback on Course/ Curriculum

Total number of Employer recorded feedback: 1184

Total number of questions attempted: 21

Feedback Type: Online

Screen Shot of Online Feedback Submission

STUDENT FEEDBACK ON COURSE/ CURRICULUM

docs.google.com/forms/d/1HyxabkD7jwhM7-Z2C11SM_y4ewV5ZL2J7kESpBzCQ/edit

STUDENT FEEDBACK ON COURSE/ CURRICULUM

Questions Responses **1,184** Settings

1. The depth of the course content is adequate in relation to the expected Course Outcomes. *

1 2 3 4 5

2. Whether syllabus is career oriented? *

1 2 3 4 5

...

3. How do you rate the sequence of units in the syllabus? *

1 2 3 4 5

4. How do you rate the allocation of the credits to the courses? *

1 2 3 4

36°C Heavy rain 9:47 AM

Tabular Analysis of Students' Feedback on Course / Curriculum Response

Q. No.	Nature of Question	Opinions of Answer in (0 to 5 Ratings) Percentage					Scale of Opinion	% of Opini on
		A	B	C	D	E		
1.	The depth of the course content is adequate in relation to the expected Course Outcomes.	<i>Outstanding</i>	<i>Excellent</i>	<i>Very Good</i>	<i>Good</i>	<i>Average</i>	<i>Outstanding and Excellent</i>	86.5%
		39.9	46.1	10.8	1.8	1.4		
2.	Whether syllabus is career oriented?	<i>Outstanding</i>	<i>Excellent</i>	<i>Very Good</i>	<i>Good</i>	<i>Average</i>	<i>Outstanding and Excellent</i>	87.7%
		44.5	43.2	8.3	2.4	1.6		
3.	How do you rate the sequence of units in the syllabus?	<i>Outstanding</i>	<i>Excellent</i>	<i>Very Good</i>	<i>Good</i>	<i>Average</i>	<i>Outstanding and Excellent</i>	86.5%
		45.5	41.0	9.9	2.2	1.4		
4.	How do you rate the allocation of the credits to the courses?	<i>Outstanding</i>	<i>Excellent</i>	<i>Very Good</i>	<i>Good</i>	<i>Average</i>	<i>Outstanding and Excellent</i>	94.8%
		64.9	29.9	4.1	1.1	0.0		
5.	Rate the size of syllabus in terms of load on the student?	<i>Outstanding</i>	<i>Excellent</i>	<i>Very Good</i>	<i>Good</i>	<i>Average</i>	<i>Outstanding and Excellent</i>	87.5%
		44.7	42.8	8.4	3.0	1.1		
6.	How do you rate the objectives stated and relevance to the course content?	<i>Outstanding</i>	<i>Excellent</i>	<i>Very Good</i>	<i>Good</i>	<i>Average</i>	<i>Outstanding and Excellent</i>	74.5%
		27.5	46.8	17.0	5.4	1.2		
7.	The internal evaluation system as it exists regarding syllabus is:	<i>Outstanding</i>	<i>Excellent</i>	<i>Very Good</i>	<i>Good</i>	<i>Average</i>	<i>Outstanding and Excellent</i>	87.7%
		40.4	47.3	9.2	2.4	0.8		
8.	Sufficient number of prescribed books are available in the Library.	<i>Outstanding</i>	<i>Excellent</i>	<i>Very Good</i>	<i>Good</i>	<i>Average</i>	<i>Outstanding and Excellent</i>	86.7%
		48.8	37.9	10.0	1.9	1.4		
9.	How do you rate	<i>Outstanding</i>	<i>Excellent</i>	<i>Very Good</i>	<i>Good</i>	<i>Average</i>	<i>Outstanding</i>	87.9%

	competencies expected out of the course?	45.8	42.1	8.5	2.1	1.4	<i>and Excellent</i>	
10.	How do you rate the distribution of the Lecture hours among the course contents?	<i>Outstanding</i>	<i>Excellent</i>	<i>Very Good</i>	<i>Good</i>	<i>Average</i>	<i>Outstanding and Excellent</i>	88.2%
		48.3	39.9	8.9	1.9	1.0		
11.	How do you rate the offering of the electives in terms of their relevance to the specialization streams?	<i>Outstanding</i>	<i>Excellent</i>	<i>Very Good</i>	<i>Good</i>	<i>Average</i>	<i>Outstanding and Excellent</i>	86.7%
		47.1	39.6	10.1	2.0	1.1		
12.	How do you rate the relevance of the Text and reference books by their International recognition to the Courses?	<i>Outstanding</i>	<i>Excellent</i>	<i>Very Good</i>	<i>Good</i>	<i>Average</i>	<i>Outstanding and Excellent</i>	87.5%
		47.8	39.7	9.0	2.4	1.1		
13.	Rate the courses in terms of extra learning or self-learning considering the design of the courses	<i>Outstanding</i>	<i>Excellent</i>	<i>Very Good</i>	<i>Good</i>	<i>Average</i>	<i>Outstanding and Excellent</i>	86.9%
		47.0	40.2	9.2	2.4	1.2		
14.	How do you rate the evaluation scheme designed for each of the course?	<i>Outstanding</i>	<i>Excellent</i>	<i>Very Good</i>	<i>Good</i>	<i>Average</i>	<i>Outstanding and Excellent</i>	59.9%
		48.7	38.2	9.6	2.2	1.1		
15.	How do you rate the objectives stated for each of the course?	<i>Outstanding</i>	<i>Excellent</i>	<i>Very Good</i>	<i>Good</i>	<i>Average</i>	<i>Outstanding and Excellent</i>	87.9%
		48.5	39.4	9.2	1.5	1.4		
16.	How do you rate the experiments in relation to the real life Applications?	<i>Outstanding</i>	<i>Excellent</i>	<i>Very Good</i>	<i>Good</i>	<i>Average</i>	<i>Outstanding and Excellent</i>	88.0%
		48.6	39.4	9.1	1.7	1.3		
17.	The syllabus enabled	<i>Outstanding</i>	<i>Excellent</i>	<i>Very Good</i>	<i>Good</i>	<i>Average</i>	<i>Outstanding</i>	88.0%

	me to improve my ability to formulate, analyze and solve problems.	47.3	40.7	7.9	3.0	1.1	and <i>Excellent</i>	
18.	The course/syllabus has good balance between theory and application.	<i>Outstanding</i>	<i>Excellent</i>	<i>Very Good</i>	<i>Good</i>	<i>Average</i>	<i>Outstanding and Excellent</i>	89.3%
		48.1	41.2	7.2	2.2	1.4		
19.	The course/syllabus of this subject increased my knowledge and perspective in the subject	<i>Outstanding</i>	<i>Excellent</i>	<i>Very Good</i>	<i>Good</i>	<i>Average</i>	<i>Outstanding and Excellent</i>	87.6%
		48.1	39.5	9.3	2.2	0.9		
20.	Overall rating given by you for this curriculum	<i>Outstanding</i>	<i>Excellent</i>	<i>Very Good</i>	<i>Good</i>	<i>Average</i>	<i>Outstanding and Excellent</i>	88.4%
		50.0	38.4	7.9	2.7	1.0		
21.	Any suggestion	(Recorded)						
	Average Rating	85.94%						

Graphical Analysis of Student's Feedback on Course / Curriculum Response

STUDENT FEEDBACK ON COURSE | x +

docs.google.com/forms/d/1HyxabkD7jwhM7-_Z2C1SM_y4ewV5ZLI2J7kESpBzCQ/edit#responses

CAMAG Advances in Chrom... PaperPanda... Sci-Hub Applications of Mic... ScienceDirect Search... Notes, ppts, e-book...

STUDENT FEEDBACK ON COURSE/CURRICULUM ☆

Send

Questions Responses **1,184** Settings

Message for respondents

This form is no longer accepting responses

Summary Question Individual

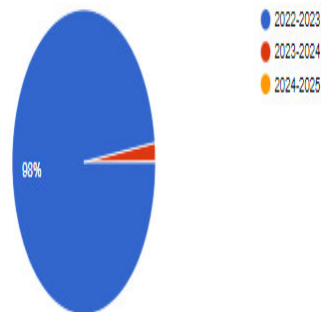
Who has responded?

Too many recipients to display.

Academic Year

1,182 responses

Copy



OBSERVATION AND ACTION TAKEN FROM ABOVE ANALYSIS

Analysis Report on the Students' Feedback on Course / Curriculum Response

We have received feedback from 1184 numbers of Students'' through online process by web link

Website address: <https://docs.google.com/forms/u/1/>

Direct Link URL: https://docs.google.com/forms/u/1/d/1HyxabkD7jwhM7-Z2CI1SM_y4ewV5ZLI2J7kESpBzCQ/edit?usp=forms_home&ths=true

Average Rating of students' Feedback on course /curriculum Response found to be at 85.94 % Scale for Opinion of Students' found to be at Rank A (100-80).

The following are the observations on Students Feedback on Course/Curriculum

1. To provide more practical knowledge.
2. Best teacher should be available for this subject.
3. Give more time span for project work.

Action taken against Feedback

1. Given healthier experimental tasks cum projects to build more practical knowledge.
2. New faculties from specialized stream are recruited.
3. Extended time span of project.

9. STAKEHOLDERS FEEDBACK FORM

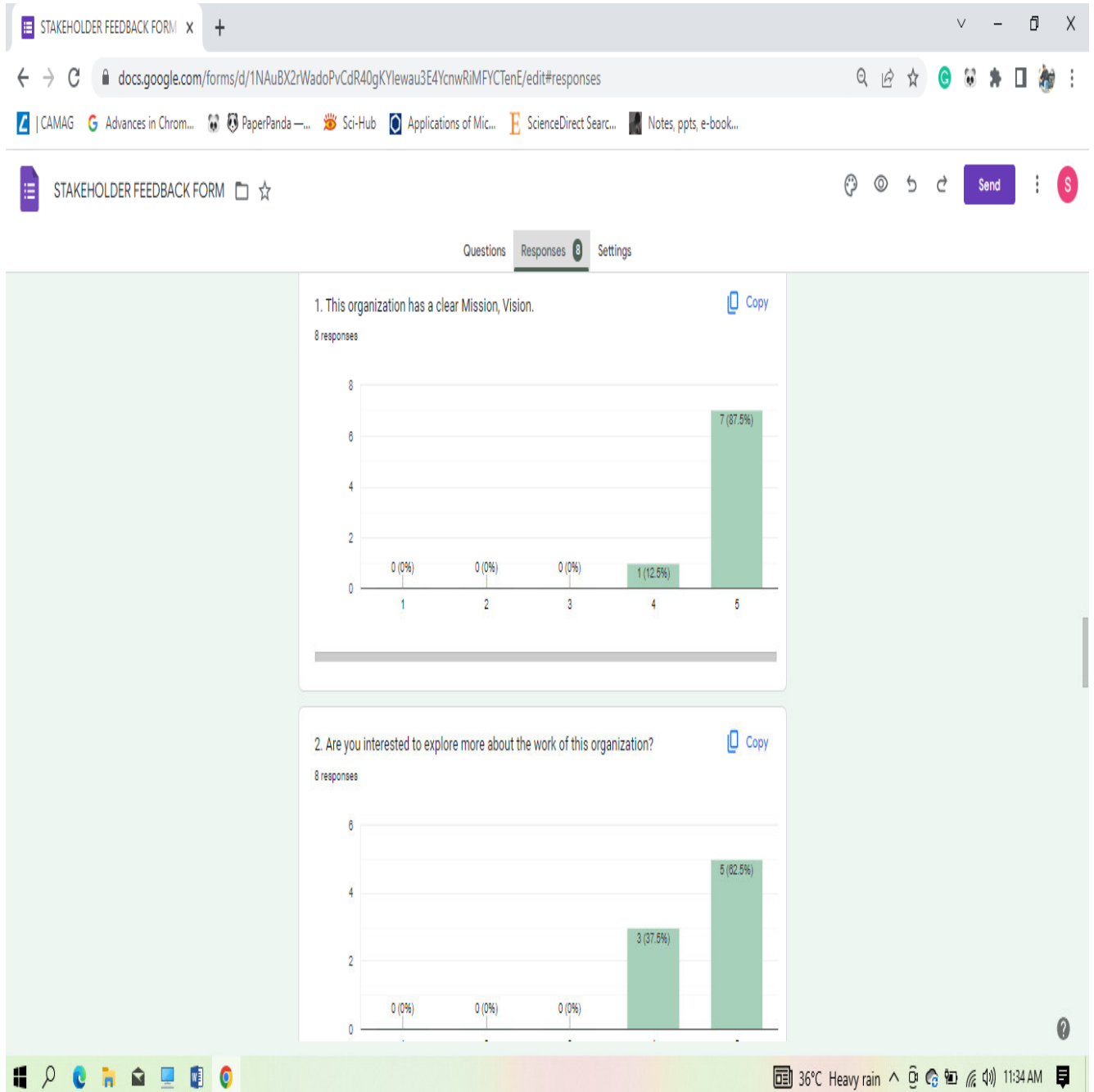
Category: Stakeholders Feedback Form

Total number of Employer recorded feedback: 08

Total number of questions attempted: 10

Feedback Type: Online

Screen Shot of Online Feedback Submission



Tabular Analysis of Stakeholder Feedback Form Response

Q. No.	Nature of Question	Opinions of Answer in (0 to 5 Ratings) Percentage					Scale of Opinion	% of Opinion
		A	B	C	D	E		
1.	This organization has a clear Mission, Vision.	<i>Outstanding</i>	<i>Excellent</i>	<i>Very Good</i>	<i>Good</i>	<i>Average</i>	Outstanding and Excellent	100.0%
		87.5	12.5	0.00	0.00	0.00		
2.	Are you interested to explore more about the work of this organization?	<i>Outstanding</i>	<i>Excellent</i>	<i>Very Good</i>	<i>Good</i>	<i>Average</i>	Outstanding and Excellent	100.0%
		62.5	37.5	0.00	0.00	0.00		
3.	Do you understand your role in this organization?	<i>Outstanding</i>	<i>Excellent</i>	<i>Very Good</i>	<i>Good</i>	<i>Average</i>	Outstanding and Excellent	100.0%
		37.5	62.5	0.00	0.00	0.00		
4.	Do you think that this organization helps the employee to perform well?	<i>Outstanding</i>	<i>Excellent</i>	<i>Very Good</i>	<i>Good</i>	<i>Average</i>	Outstanding and Excellent	100.0%
		62.0	37.5	0.00	0.00	0.00		
5.	Do you think this organization is credible and accountable?	<i>Outstanding</i>	<i>Excellent</i>	<i>Very Good</i>	<i>Good</i>	<i>Average</i>	Outstanding and Excellent	100.0%
		50.0	50.0	0.00	0.00	0.00		
6.	Do you get any advantages or benefits in working with this organization?	<i>Outstanding</i>	<i>Excellent</i>	<i>Very Good</i>	<i>Good</i>	<i>Average</i>	Outstanding and Excellent	100.0%
		75.0	25.0	0.00	0.00	0.00		
7.	Student welfare system is effective and satisfactory.	<i>Outstanding</i>	<i>Excellent</i>	<i>Very Good</i>	<i>Good</i>	<i>Average</i>	Outstanding and Excellent	100.0%
		62.5	25.0	12.5	0.00	0.00		
8.	Is various training programmes, cocurricular and extracurricular activities are sufficient?	<i>Outstanding</i>	<i>Excellent</i>	<i>Very Good</i>	<i>Good</i>	<i>Average</i>	Outstanding and Excellent	87.5%
		50.0	50.0	0.00	0.00	0.00		
9.	Is College incorporates moral and	<i>Outstanding</i>	<i>Excellent</i>	<i>Very Good</i>	<i>Good</i>	<i>Average</i>	Outstanding and Excellent	100.0%
		50.0	50.0	0.00	0.00	0.00		

	professional ethics.						
10.	Any suggestion	(Recorded)					
	Average Rating	100.0%					

Graphical Analysis of Stakeholders Response

STAKEHOLDER FEEDBACK FORM x +

docs.google.com/forms/d/1NAuBX2rWadoPvCdR40gKYleWau3E4YcnwRiMFYCTenE/edit#responses

STAKEHOLDER FEEDBACK FORM ☆

Send

Questions Responses 8 Settings

Mr. Sumit Kabra

Mr. Sanjay P. Pawade

Mr. Sanjay Pawade

Stakeholder As
8 responses

100%

- Management Representative
- MOU Partners
- Parent Representative
- Students Representative
- Faculty Representative

Organization
8 responses

Reliable Shri industrial training centre Jalgaon

M/W Healthsara Dist Indri Indora MD

36°C Heavy rain 12:51 PM

OBSERVATION AND ACTION TAKEN FROM ABOVE ANALYSIS

Analysis Report on the Stakeholders Feedback Form Response

We have received feedback from 08 numbers through online process by web link

Website address: <https://docs.google.com/forms/u/1/>

Direct Link URL: https://docs.google.com/forms/u/1/d/1HyxabkD7jwhM7-_Z2CIISM_y4ewV5ZLI2J7kESpBzCQ/edit?usp=forms_home&ths=true

Average Rating of Stakeholders feedback form Response found to be at **100.0 %** Scale for Opinion of Stakeholders' found to be at Rank **A** (100-80).

The following are the observations on Stakeholders Feedback

Nil.

Action taken against Feedback

Nil.



Dr. S. S. Mahajan
(Coordinator, IQAC)



Mr. T. Y. Shaikh
(Academic In charge)



Dr. G. P. Vadnere
(Principal)



PRINCIPAL
Mahatma Gandhi Shikshan Mandal's
Smt. Sharadchandrika Suresh Patil
College of Pharmacy,
Chopda Dist. Jalgaon (M. S.)



ISO 9001:2008 Certified & NBA Reaccredited B. Pharm Course
Mahatma Gandhi Shikshan Mandal's

Smt. Sharadchandrika Suresh Patil College of Pharmacy

Chopda-425107. Dist. Jalgaon, (M.S.), India.

Phone / Fax No - +91-2586-222366/223150. E-mail-bpharmchopda@yahoo.com

(Affiliated to Kavayitri Bahinabai Chaudhari North Maharashtra University, Approved by Govt. of Maharashtra and Pharmacy Council of India, New Delhi.)



Dr. Suresh G. Patil

Founder President

Adv. Sandeep S. Patil

President

Dr. G. P. Vadnere

Principal

Feedback Analysis and Action Taken Report

(Academic Year 2021-2022)

This Report has been prepared by following members

Sr. No.	Name of Member	Designation
1.	Dr. S.S. Mahajan	Coordinator, IQAC
2.	Mr. T. P. Patil	Academic In charge
3.	Dr. G. P. Vadnere	Principal

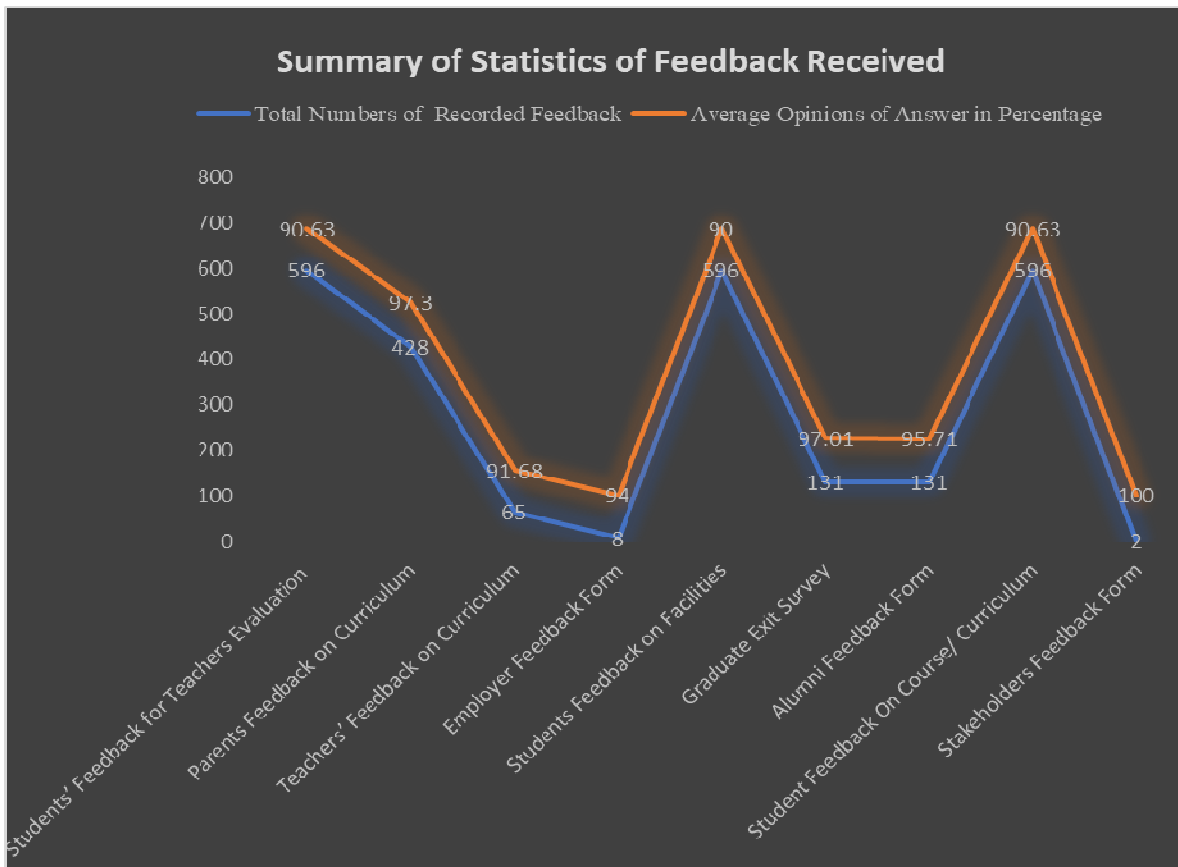
Internal Quality Assurance Cell (IQAC)
Smt. Sharadchandrika Suresh Patil College of Pharmacy, Chopda

Being distinctive from its very start and founding, Smt. Sharadchandrika Suresh Patil College of Pharmacy, Chopda, has become a standard of quality and innovation for the field of education. With quality nutrition as its primary goal, the institute's IQAC has created a feedback method that begins with requesting input from diverse stakeholders using a structured rating-based feedback form. For continual improvement in curriculum creation and enrichment, the institution solicits feedback from students, instructors, alumnae, and employers. The analysis of the comments from stakeholders is summarized as follows for the period 2021-22.

Feedback Type: Offline

Summary of Statistics of Feedback Received

Sr. No.	Feedback Category	Total Numbers of Recorded Feedback	Average Opinions of Answer in Percentage
1.	Students' Feedback for Teachers Evaluation	596	90.63%
2.	Parents Feedback on Curriculum	428	97.30 %
3.	Teachers' Feedback on Curriculum	65	91.68 %
4.	Employer Feedback Form	08	94.00%
5.	Students Feedback on Facilities	596	90.00%
6.	Graduate Exit Survey	131	97.01 %
7.	Alumni Feedback Form	131	95.71 %
8.	Student Feedback On Course/ Curriculum	596	90.63 %
9.	Stakeholders Feedback Form	2	100 %



**Average Rating of All Stakeholders Feedback Response found to be 94.82 %
Scale for Opinion of All Stakeholders found to be at Rank A (100-80).**

Sr. No.	Rank divided In between %	Rank given (A to E) on basis of Statistically
1.	100-80 %	A
2.	80-60%	B
3.	60-40%	C
4.	40-20%	D
5.	20-00%	E

1. STUDENTS' FEEDBACK FOR TEACHERS EVALUATION / COURSE / CURRICULUM / ADMINISTRATION / INFRASTRUCTURE

The questionnaire is intended to collect information relating to your satisfaction towards the faculty, teaching, learning, teachers evaluation, course, curriculum, administration, infrastructure and evaluation. The information provided by you will be kept confidential and will be used as important feedback for quality improvement of the program of studies/College. They should give ranking out of 5 for each attribute mentioned below by considering that the highest number indicates the best performance as below.

Directions

For each item please indicate your level of satisfaction with the following statement by clicking a score between 1 and 5. (*1 - Average, 2 – Good, 3 – Very Good, 4 – Excellent, 5 – Outstanding*)

Category: Students' Feedback

Total number of Students' recorded feedback: 596

Total number of questions attempted:

10 (On Teachers Evaluation, Course and Academics)

06 (On Administration)

11 (On Infrastructure)

Feedback Type: Online (Ist SEM)

Offline (From SEM 2 to 8th)

Screen Shot of Feedback Online Submission

5/4/22, 9:51 AM

STUDENT FEEDBACK FORM (2021-2022)

ROLL NUMBER *

126

NAME OF STUDENT *

Harshada Jagdish chaudhari

A) ACADEMICS *

	1. NOT SATISFACTORY	2. SATISFACTORY	3. GOOD	4. VERY GOOD	5. EXCELLENT
Row 1	<input type="radio"/>	<input checked="" type="radio"/>	<input type="radio"/>	<input type="radio"/>	<input type="radio"/>

B) ADMINISTRATION *

	1. NOT SATISFACTORY	2. SATISFACTORY	3. GOOD	4. VERY GOOD	5. EXCELLENT
Row 1	<input type="radio"/>	<input checked="" type="radio"/>	<input type="radio"/>	<input type="radio"/>	<input type="radio"/>

C) LIBRARY *

	1. NOT SATISFACTORY	2. SATISFACTORY	3. GOOD	4. VERY GOOD	5. EXCELLENT
Row 1	<input type="radio"/>	<input checked="" type="radio"/>	<input type="radio"/>	<input type="radio"/>	<input type="radio"/>

D) TRAINING AND PLACEMENT *

1. NOT SATISFACTORY 2. SATISFACTORY 3. GOOD 4. VERY GOOD 5. EXCELLENT

Row 1

GENERAL SUGGESTION REGARDING ACADEMICS. IF ANY: (ANY OTHER SUGGESTION) *

No

This content is neither created nor endorsed by Google.

Google Forms

Tabular Analysis of Students' Feedback Academics on basis of Questions

A. ACADEMICS

1- Not Satisfactory 2- Satisfactory 3- Good 4- Very Good 5- Excellent

Sr. No .	Attributes	No. of Subjects	No. of Students	Total rating (combined for 11 Subjects)	Average Rating	% Ratings
1.	Teaching Course Material & Lecture Preparation	12	596	6828	4.52	90 %
2.	Presentation Skills & Effectiveness	12	596	6828	4.42	88 %
3.	Technical Competence / Core Knowledge	12	596	6828	4.51	90 %
4.	Practical approach in conducting practical's / Theory & Innovation.	12	596	6828	4.57	90 %
5.	Fairness in internal assessment & evaluation	12	596	6828	4.49	88 %
6.	Punctuality / Regularity	12	596	6828	4.52	90 %
7.	Problem solving & Interaction with Students	12	596	6828	4.45	88 %
8.	Personal Counseling & guidance	12	596	6828	4.72	96 %
9.	Coverage of Syllabus	12	596	6828	4.61	92 %
10.	Use of Audio / Video teaching aids	12	596	6828	4.52	90 %
*	Average of All Ratings			4.52		90.63 %

B. ADMINISTRATION

1 -Not Satisfactory 2- Satisfactory 3- Good 4- Very Good 5- Excellent

Sr. No.	Attributes	No. of Students	Total Rating	Average Rating	% Ratings
1.	Admin	596	544	4.45	88 %
2.	Student section	596	523	4.78	94 %
3.	Exam section	596	541	4.5	90 %
4.	Housekeeping	596	549	4.52	90 %
5.	Infrastructure	596	536	4.75	94 %
6.	General Facilities	596	534	4.42	88 %
*	Average of All Ratings		4.5		90.66 %

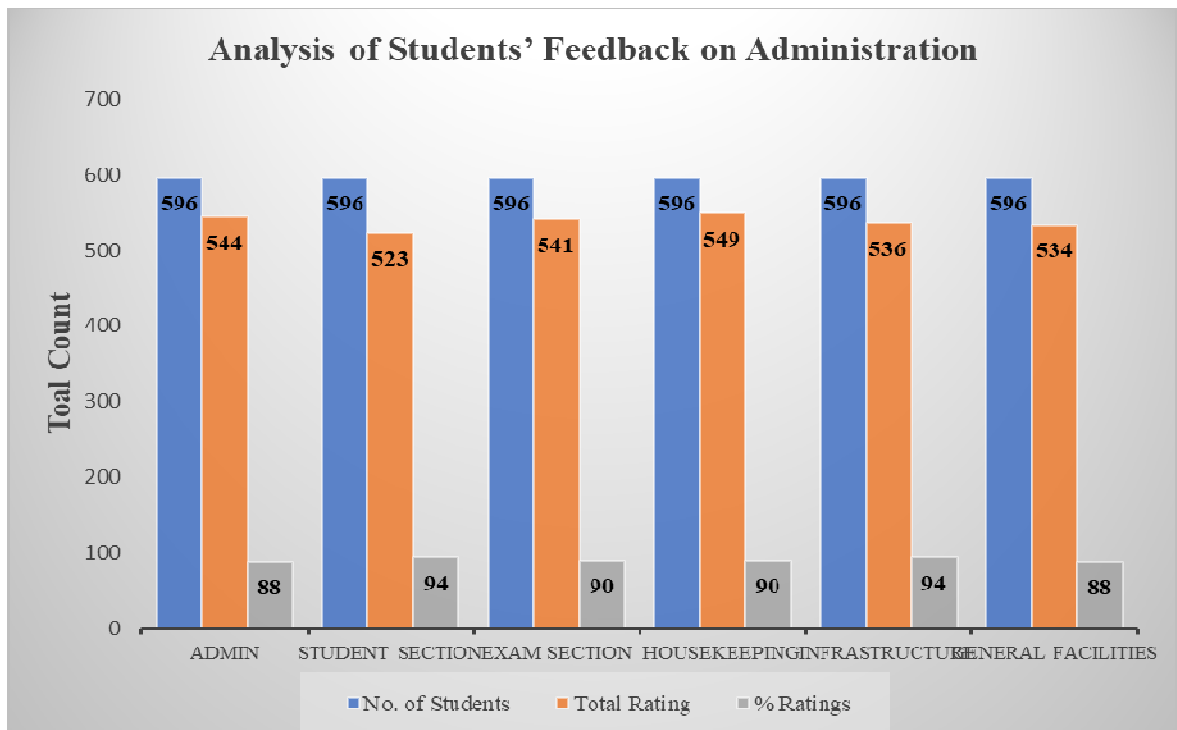
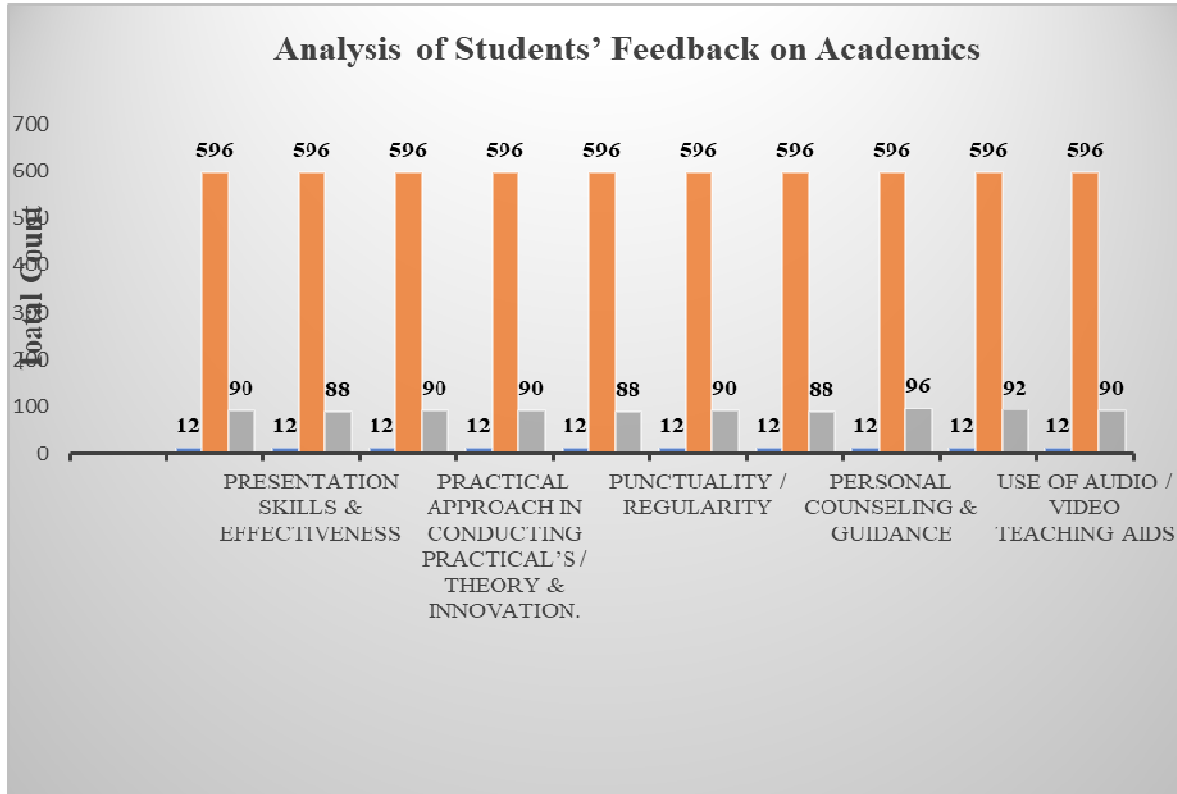
B) LIBRARY

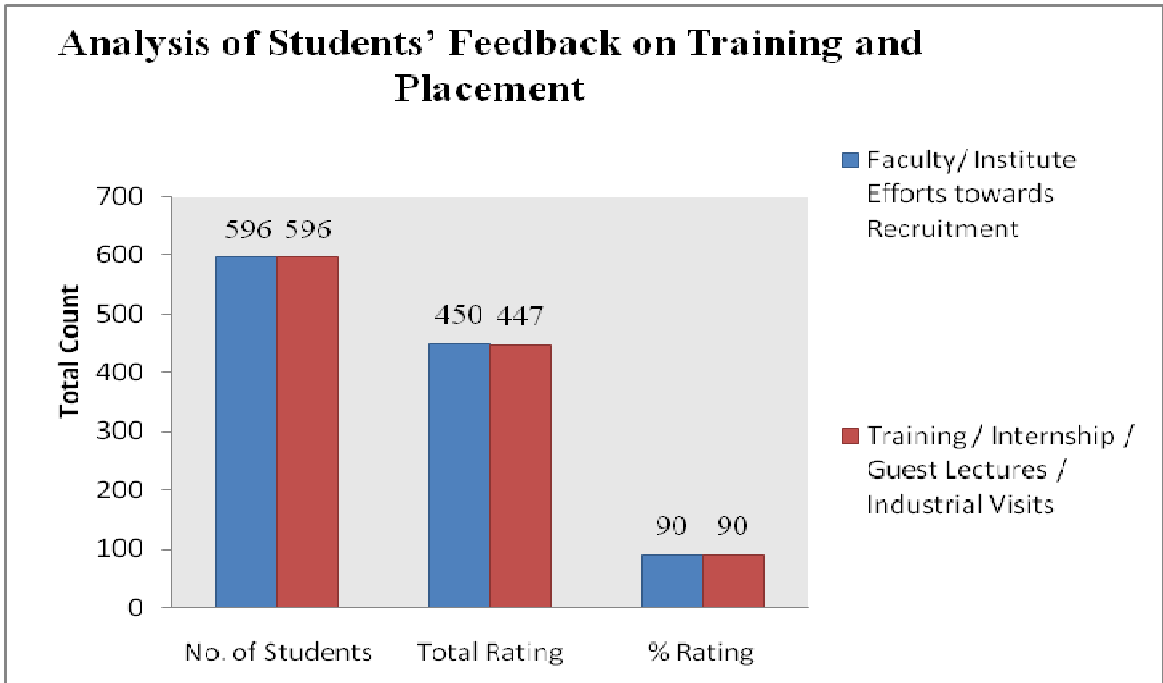
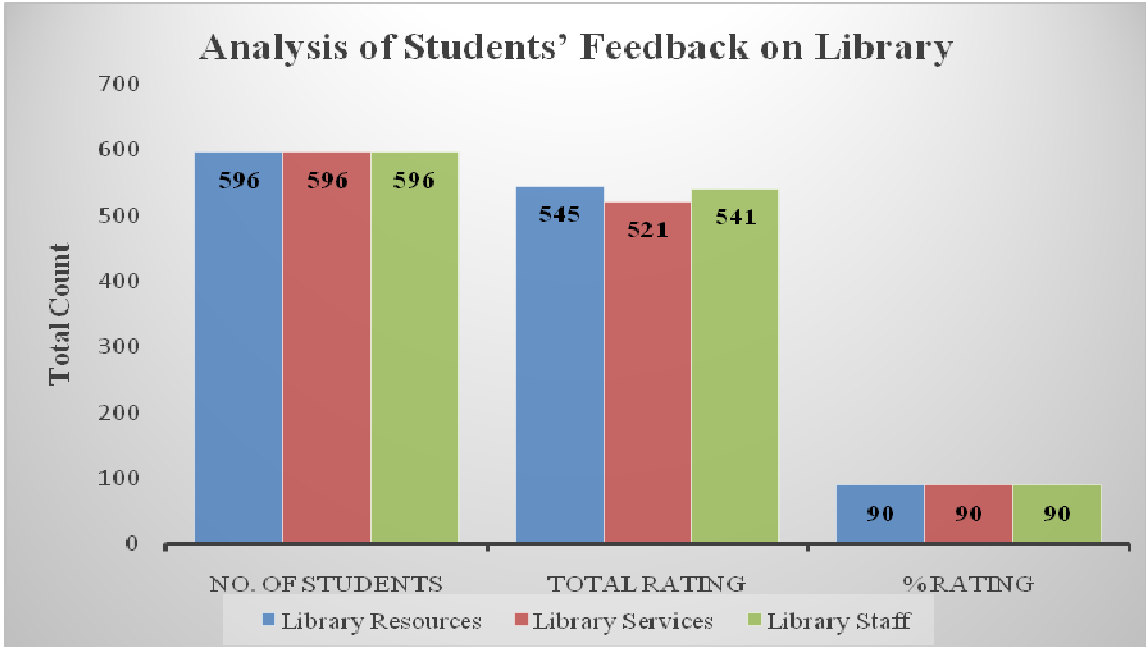
Sr. No.	Attributes	No. of Students	Total Rating	Average Rating	% Ratings
1.	Library Resources	596	545	4.55	90 %
2.	Library Services	596	521	4.58	90 %
3.	Library Staff	596	541	4.55	90 %
*	Average of All Ratings		4.5		

C) TRAINING AND PLACEMENT

Sr. No.	Attributes	No. of Students	Total Rating	Average Rating	% Ratings
1.	Faculty/ Institute Efforts towards Recruitment	596	450	4.5	90 %
2.	Training / Internship / Guest Lectures / Industrial Visits	596	447	4.5	90 %
*	Average of All Ratings		4.5	90.0 %	

Graphical Analysis of Students' Feedback Response for Teachers Evaluation on Course / Curriculum / Administration / Infrastructure





OBSERVATION AND ACTION TAKEN FROM ABOVE ANALYSIS

Analysis Report on the Students' Feedback for Teacher's Evaluation / Course / Curriculum / Administration / Infrastructure

We have received feedback from 596 numbers of Students' through offline process.

Average Rating of Teachers' Feedback Response found to be at 90.01 %

Scale for Opinion of Teachers' found to be at Rank A (100-80).

The following are observations on Students' Feedback for Teachers Evaluation

1. Use of Audio Speaker System.
2. Use clear mike and systems while faculties delivering online lectures.
3. Repairing of Computers of language lab.

Action Taken on Feedback

1. Developed and utilized digital smart Audio System for students.
2. Used clear mikes and system for online lectures.
3. Repaired Computers.

2. TEACHERS' FEEDBACK ON CURRICULUM

Category: Teachers' Feedback on Curriculum

Total number of Teachers' recorded feedback: 65

Total number of questions attempted: 19

Feedback Type: Offline

Screen Shot of Online Feedback Submission

TEACHER FEEDBACK ON CURRICULUM
Academic Year: 2021-2022

Course: B. Pharmacy **Class: Final Y. B. Pharmacy** **Semester: VII**

This questionnaire is intended to collect information relating to your satisfaction towards the curriculum. The information provided by you will be used as important feedback for quality improvement of the course/ syllabus/ curriculum.

Directions:
For each item please indicate your level of satisfaction with the following statement by clicking a score between 1 and 5. (1 - Average, 2 - Good, 3 - Very Good, 4 - Excellent, 5 - Outstanding)

Questions	BP701T	BP702T	BP703T	BP704T	BP705P	BP706PS
Syllabus is suitable to the course	5	5	5	5	5	4
Syllabus is need based.	5	4	5	4	5	5
Aims and objectives of the syllabi are well defined and clear to teachers and students.	4	5	4	5	4	-
Course content is followed by corresponding reference materials.	5	5	4	4	5	5
Sufficient number of prescribed books are available in the Library.	4	5	4	3	5	4
The course/syllabus has good balance between theory and application.	5	5	5	5	5	5
The course/syllabus has made me interested in the subject area.	5	5	5	5	5	5
The course/syllabus of this subject increased my knowledge and perspective in the subject area.	5	5	5	5	5	5
The course/programme of studies carries sufficient number of optional papers	5	4	5	5	5	4
The books prescribed/listed as reference materials are relevant, updated and appropriate.	4	4	4	4	4	4
Infrastructural facilities, such as teacher's rooms/carrels, class rooms, reading rooms and toilets are available in the Department.	4	5	4	5	5	4
Staff canteen is available at the faculty level.	4	4	4	4	5	5
Tests and examinations are conducted well in time with proper coverage of all units in the syllabus.	4	5	5	5	5	5
I have the freedom to adopt new techniques/strategies of teaching such as seminar presentations, group discussions and learners' participation.	4	4	5	4	4	5

I have the freedom to adopt/adapt new techniques strategies of testing and assessment of students.	4	5	4	5	5	5
The environment in the department is conducive to teaching and research.	4	5	5	4	5	4
The administration is teacher friendly The University provides adequate and smooth support for projects and research facilities.	5	5	5	4	4	4
The University provides adequate funding and support to faculty members for upgrading their skills and qualifications.	5	4	5	4	4	5
Provisions for professional development are non-discriminatory and fair.	5	4	4	4	4	5

General Suggestions if any

Water cooler and Filter

Tabular Analysis of Teachers' Feedback on Curriculum Response

Sr. No.	Attributes	No. of Subjects	No. of Teachers	Total Rating	Average Rating	% Ratings
1.	Syllabus is suitable to the course	86	65	325	4.63	93 %
2.	Syllabus is need based.	86	65	325	4.8	98 %
3.	Aims and objectives of the syllabi are well defined and clear to teachers and students.	86	65	325	4.5	91 %
4.	Course content is followed by corresponding reference materials.	86	65	325	4.5	90 %
5.	Sufficient number of prescribed books are available in the Library.	86	65	325	4.4	88 %
6.	The course/syllabus has good balance between theory and application.	86	65	325	4.4	88 %
7.	The course/syllabus has made me interested in the subject area.	86	65	325	4.5	90 %
8.	The course/syllabus of this subject increased my knowledge and perspective in the subject area.	86	65	325	4.5	91 %
9.	The course/programme of studies carries sufficient number of optional papers	86	65	325	4.5	90 %
10.	The books prescribed/listed as reference materials are relevant, updated and appropriate.	86	65	325	4.4	88 %
11.	Infrastructural facilities, such as teacher's rooms/carrels, class rooms, reading rooms and toilets are available in the Department.	86	65	325	4.50	90 %
12.	Staff canteen is available at the faculty level.	86	65	325	4.52	90 %

13.	Tests and examinations are conducted well in time with proper coverage of all units in the syllabus.	86	65	325	4.45	88 %
14.	I have the freedom to adopt new techniques/strategies of teaching such as seminar presentations, group discussions and learners' participation.4.5	86	65	325	4.58	93 %
15.	I have the freedom to adopt/adapt new techniques/strategies of testing and assessment of students.	86	65	325	4.56	88 %
16.	The environment in the department is conducive to teaching and research.	86	65	325	4.7	97 %
17.	The administration is teacher friendly The University provides adequate and smooth support for projects and research facilities.	86	65	325	5.0	100 %
18.	The University provides adequate funding and support to faculty members for upgrading their skills and qualifications.	86	65	325	4.76	95 %
19.	Provisions for professional development are non-discriminatory and fair.	86	65	325	4.55	90 %
*	Average of All Ratings				4.5	91.68 %

OBSERVATION AND ACTION TAKEN FROM ABOVE ANALYSIS

Analysis Report on the Teachers' Feedback on Curriculum Response Received

We have received feedback from 65 numbers of Teachers' through offline process.

*Average Rating of Teachers' Feedback Response found to be at **91.68%***

Scale for Opinion of Teachers' found to be at Rank A (100-80).

The following are the observations on Teachers' Feedback on Curriculum

1. Seminars/conferences on Pedagogy can be organized.
2. Implement new teaching technologies for effective pedagogy.
3. Give proper requirements important for teaching like markers chalk dusters etc.

Action taken against Feedback

1. Seminars/conferences under the topic of Emerging trends in innovative Pedagogy organized.
2. Implemented the required tools for effective teaching.
3. Done with department wise availability of all Requirements.

3. PARENTS' FEEDBACK ON CURRICULUM

Category: Parents' Feedback on Curriculum

Total number of Parents' recorded feedback: 428

Total number of questions attempted: 10

Feedback Type: Offline

Screen Shot of offline Feedback Submission

ISO 9001:2008 Certified & NBA Accredited B.Pharm Course

Mahatma Gandhi Shikshan Mandal's
SMT. SHARADCHANDRIKA SURESH PATIL COLLEGE OF PHARMACY
Chopda Tal. Chopda Dist. Jalgaon, Maharashtra- 425 107

PARENT FEEDBACK FORM
Academic Year 2020-2021

PARENT NAME (पालकाचे नाव): Patil P monohar

CLASS: SECOND YEAR B. PHARMACY

NAME OF STUDENT: Patil utkarsha shri monohar
पाल्याचे नाव व वर्ग)

MOBILE NO. (फोन नं.) 7424334252

NOTE: Smt. Sharadchandrika Suresh Patil College of Pharmacy, Chopda strives to provide education as per the changing needs of society and Students. Parents are important stakeholders of education, therefore their satisfaction is important to us. Parents are requested to give their feedback on the following features/facilities college is providing to their ward. Please rate each feature and assign numbers according to the following response scheme.

श्रीमती. शरदचंद्रिका सुरेश पाटील कॉलेज ऑफ फार्मसी, चोपडा हे समाज आणि विद्यार्थ्यांच्या बदलत्या गरजांनुसार शिक्षण देण्याचा प्रयत्न करते. पालक हे शिक्षणाचे महत्त्वाचे भागधारक आहेत, म्हणून त्यांचे समाधान आपल्यासाठी महत्त्वाचे आहे. पालकांना विनंती करण्यात आली आहे की त्यांनी त्यांच्या वॉर्डला कॉलेज देत असलेल्या खालील वैशिष्ट्ये/सुविधांबद्दल त्यांचा अभिप्राय द्यावा. कृपया प्रत्येक वैशिष्ट्याला रेट करा आणि खालील प्रतिसाद योजनेनुसार क्रमांक द्या.)

Sr. No.	Features	5	4	3	2	1
1	The Teaching-Learning Environment (अध्यापन-शिक्षण पर्यावरण)	✓				
2	System of Monitoring Student's Progress (विद्यार्थ्यांच्या प्रगतीचे निरीक्षण करण्याची प्रणाली)	✓				
3	Competence & Commitment of Faculty (प्राध्यापकांची क्षमता आणि वचनबद्धता)	✓				
4	Encouragement provided to students for Participation in Academic Forums (विद्यार्थ्यांना शैक्षणिक मंचांमध्ये सहभागी होण्यासाठी प्रोत्साहन दिले जाते)		✓			
5	Infrastructure Facilities (पायाभूत सुविधा)	✓				
6	Learning Resources such as Library, Internet, Computer etc. (लायब्ररी, इंटरनेट, कॉम्प्युटर इत्यादी शिकण्याची संसाधने.)	✓				
7	Support Services like Bank, Canteen, Student Center, Career Counseling Cell etc. (बँक, कॅन्टीन, विद्यार्थी केंद्र, करिअर समुपदेशन सेल इत्यादी सहाय्य सेवा.)	✓	✓			
8	Enhancement of Student's Personality (विद्यार्थ्यांचे व्यक्तिमत्व वाढवणे)	✓				
9	Value Based Education (मूल्यावर आधारित शिक्षण)	✓				
10	Discipline Practices (शिस्तीचे आचरण)	✓				

Any other suggestions: Digital sources Availability for Better Learning.

इतर कोणत्याही सूचना असल्यास)

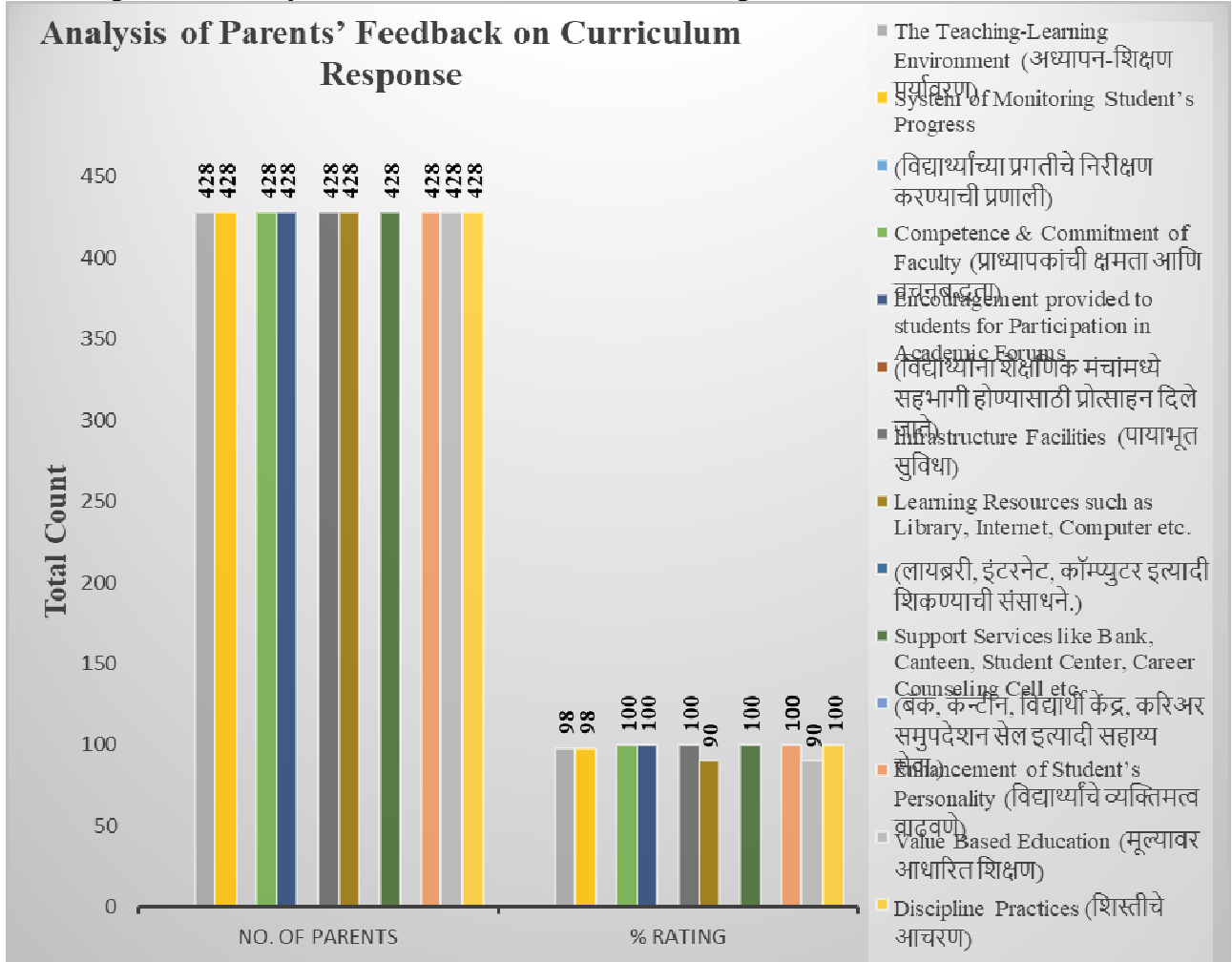
PARENT'S SIGNATURE
पालकाची स्वाक्षरी
Patil

Note:
5 - Outstanding 4 - Excellent 3 - Very Good 2 - Good 1 - Average

Tabular Analysis of Parents' Feedback on Curriculum Response

Sr. No.	Attributes	No. of Parents	Total No. Rating	Average Rating	% Ratings
1.	The Teaching-Learning Environment (अध्यापन-शिक्षण पर्यावरण)	428	2136	4.7	98 %
2.	System of Monitoring Student's Progress (विद्यार्थ्यांच्या प्रगतीचे निरीक्षण करण्याची प्रणाली)	428	2142	4.7	98 %
3.	Competence & Commitment of Faculty (प्राध्यापकांची क्षमता आणि वचनबद्धता)	428	2140	5.0	100 %
4.	Encouragement provided to students for Participation in Academic Forums (विद्यार्थ्यांना शैक्षणिक मंचांमध्ये सहभागी होण्यासाठी प्रोत्साहन दिले जाते)	428	2140	5.0	100 %
5.	Infrastructure Facilities (पायाभूत सुविधा)	428	2140	5.0	100 %
6.	Learning Resources such as Library, Internet, Computer etc. (लायब्ररी, इंटरनेट, कॉम्प्युटर इत्यादी शिकण्याची संसाधने.)	428	2140	4.5	90 %
7.	Support Services like Bank, Canteen, Student Center, Career Counseling Cell etc. (बँक, कॅन्टीन, विद्यार्थी केंद्र, करिअर समुपदेशन सेल इत्यादी सहाय्य सेवा.)	428	2140	5.0	100 %
8.	Enhancement of Student's Personality (विद्यार्थ्यांचे व्यक्तिमत्व वाढवणे)	428	2140	5.0	100 %
9.	Value Based Education (मूल्यावर आधारित शिक्षण)	428	2140	4.5	90 %
10.	Discipline Practices (शिस्तीचे आचरण)	428	2140	5.0	100 %
*	Average of All Ratings			97.3	

Graphical Analysis of Parents' Feedback Response for Curriculum Evaluation



OBSERVATION AND ACTION TAKEN FROM ABOVE ANALYSIS

Analysis Report on the Parents' Feedback on Curriculum Received

We have received feedback from 428 numbers of Parents' through offline process.

Average Rating of Parents Response found to be at 97.3 %Scale for Opinion of College' found to be at Rank A (100-80).

The following are the observations on Parents' Feedback on Curriculum

1. Conduct the placement for girls in secured Timing formats.
2. Requested to Get Journals on time.
3. Available cold drinking water in summer.

Action taken against Feedback

1. Arranged No. of Campus drives in Collaboration with several reputed pharmacy industries.
2. Delivered journals to students on time.
3. Done with Availability of cool water.

4. EMPLOYER FEEDBACK

Category: Employer Feedback


Total number of Employer recorded feedback: 08

Total number of questions attempted: 08

Feedback Type: Offline

Screen Shot of Feedback Submission

ISO 9001:2008 Certified & NBA Accredited B.Pharm Course



Mahatma Gandhi Shikshan Mandal's
SMT. SHARADCHANDRIKA SURESH PATIL COLLEGE OF PHARMACY
 Chopda Tal. Chopda Dist. Jalgaon, Maharashtra- 425 107

EMPLOYER FEEDBACK FORM

ACADEMIC YEAR 2021-2022

EMPLOYER NAME: Mr. Manish Kumar Jain.

ORGANIZATION/COMPANY: Lupin Pvt. Ltd Lardia Mang. Indore

POSITION: HR Manager.

PHONE NO.: +912266402323.

MOBILE NO.: hr@Lupin.com

Dear Employer,

Many graduates of our College, Smt.Sharadchandrika Suresh Patil College of Pharmacy, Chopda are already working in your organization. We are thankful to you for providing them employment with your prestigious Company/Organization. We shall very much appreciate and be grateful to you if you can spare some of your valuable time to fill up this feedback form. It will help us to improve the Institute further and give you better employees in future.

Tick the number that best describes your level of satisfaction at each question: 5 – Very Happy, 4 - Happy
 3 - Satisfied, 2- Not satisfied, 1 – Far from Satisfied.

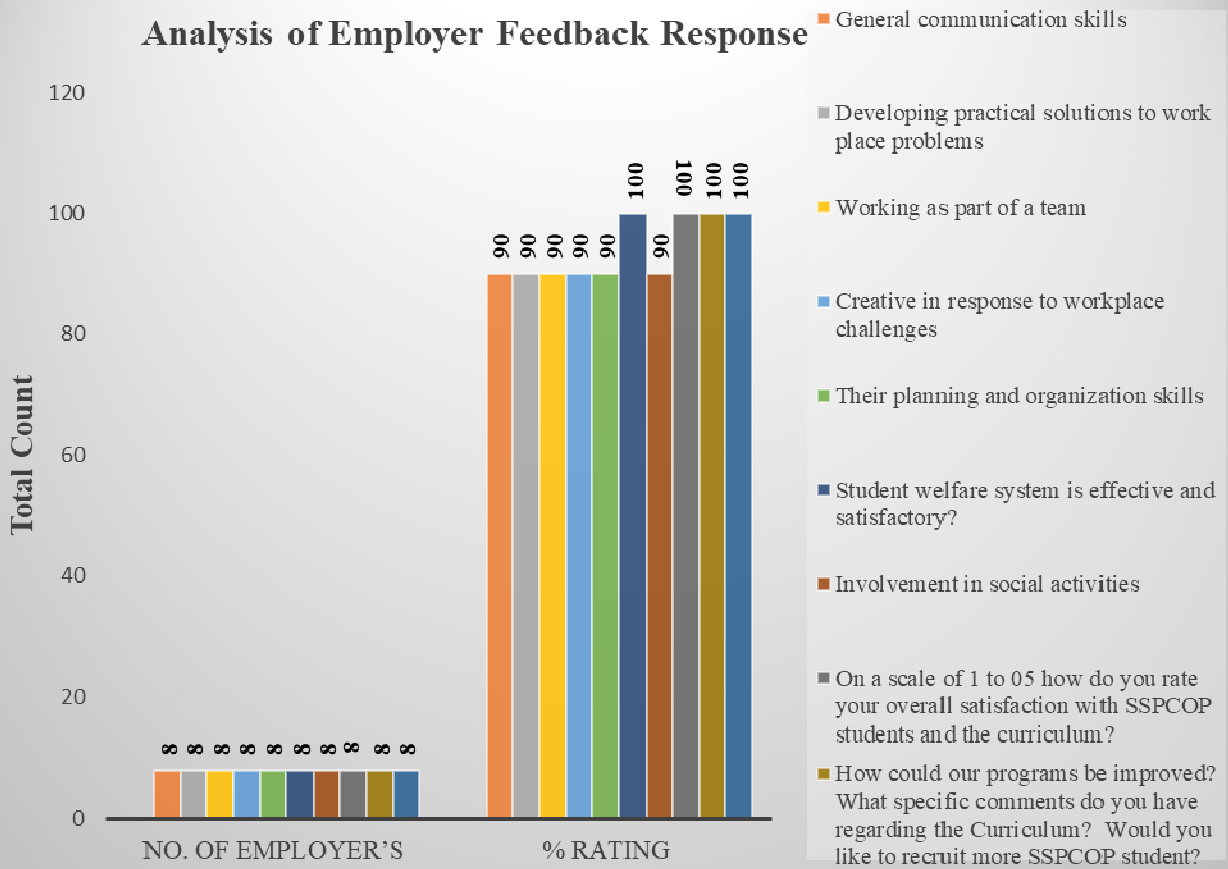
Sr. No.	Features	5	4	3	2	1			
Q.1 How satisfied are you with the student/s work performance in each of these areas									
1	General communication skills	✓							
2	Developing practical solutions to work place problems	✓							
3	Working as part of a team	✓							
4	Creative in response to workplace challenges	✓							
5	Their planning and organization skills	✓							
6	Student welfare system is effective and satisfactory?	✓							
7	Involvement in social activities	✓							
Q.2 On a scale of 1 to 10 how do you rate your overall satisfaction with SSPCOP students and the curriculum?									
1	2	3	4	5	6	7	8	9	10
If you were dissatisfied with any aspect, please comment further:									

Tabular Analysis of Employer Feedback Response

Sr. No.	Attributes	No. of Employer's	Total no. Rating	Average Rating	% Ratings
1.	How satisfied are you with the student/s work performance in each of these areas				
A	General communication skills	8	8	4.5	90 %
B	Developing practical solutions to work place problems	8	8	4.5	90 %
C	Working as part of a team	8	8	4.5	90 %
D	Creative in response to workplace challenges	8	8	4.5	90 %
E	Their planning and organization skills	8	8	4.5	90 %
F	Student welfare system is effective and satisfactory?	8	8	5.0	100 %
G	Involvement in social activities	8	8	4.5	90 %
2.	On a scale of 1 to 05 how do you rate your overall satisfaction with SSPCOP students and the curriculum?	8	8	5.0	100 %
3.	How could our programs be improved? What specific comments do you have regarding the Curriculum? Would you like to recruit more SSPCOP student?	8	8	5.0	100 %
4.	Would you refer us to other organization(s)?	8	8	5.0	100 %
*	Average of All Ratings	94.00 %			

Graphical Analysis of Employer Feedback Response Evaluation

Analysis of Employer Feedback Response



OBSERVATION AND ACTION TAKEN FROM ABOVE ANALYSIS

Analysis Report on the Employers' Feedback Received

We have received feedback from 08 numbers of Employers' through offline process.

Average Rating of Employers' Feedback Response found to be at 94.00% Scale for Opinion of Employers' found to be at Rank A (100-80).

The following are the observations on Employers' Feedback

1. Need to improve Communication skill.
2. Internships/Project works have to be increased to gain actual knowledge of work place.
3. Request to provide internet facility.

Action taken against Feedback

1. Started Language lab facility for communication skill development
- 2 Arranged industrial visits and Training compulsory minimum for one month with college's official permission.
3. Provided Inter Facility.

5. STUDENTS FEEDBACK ON FACILITIES

Category: Students Feedback on Facilities

Total number of recorded feedback: 596

Total number of questions attempted: 11

Feedback Type: Offline

Screen Shot of Feedback Submission

5/4/22, 9:51 AM STUDENT FEEDBACK FORM (2021-2022)

ROLL NUMBER *
126

NAME OF STUDENT *
Harshada Jagdish chaudhari

A) ACADEMICS *

	1. NOT SATISFACTORY	2. SATISFACTORY	3. GOOD	4. VERY GOOD	5. EXCELLENT
Row 1	<input type="radio"/>	<input checked="" type="radio"/>	<input type="radio"/>	<input type="radio"/>	<input type="radio"/>

B) ADMINISTRATION *

	1. NOT SATISFACTORY	2. SATISFACTORY	3. GOOD	4. VERY GOOD	5. EXCELLENT
Row 1	<input type="radio"/>	<input checked="" type="radio"/>	<input type="radio"/>	<input type="radio"/>	<input type="radio"/>

C) LIBRARY *

	1. NOT SATISFACTORY	2. SATISFACTORY	3. GOOD	4. VERY GOOD	5. EXCELLENT
Row 1	<input type="radio"/>	<input checked="" type="radio"/>	<input type="radio"/>	<input type="radio"/>	<input type="radio"/>

<https://forms.gle/1BPrmJKPA2n7LrNAsv111C2Pq55d1rad2AuaDetp1Yo/edit#response=ACYDBNjhtYOnt6cYMKMVT45n2>

D) TRAINING AND PLACEMENT *

1. NOT SATISFACTORY 2. SATISFACTORY 3. GOOD 4. VERY GOOD 5. EXCELLENT

Row 1

GENERAL SUGGESTION REGARDING ACADEMICS. IF ANY: (ANY OTHER SUGGESTION) *

No

This content is neither created nor endorsed by Google.

Google Forms

Tabular Analysis of Students' Feedback Facilities on basis of Questions

A) ADMINISTRATION

1 -Not Satisfactory 2- Satisfactory 3- Good 4- Very Good 5- Excellent

Sr. No.	Attributes	No. of Students	Total Rating	Average Rating	% Ratings
1.	Admin	596	544	4.45	88 %
2.	Student section	596	523	4.78	94 %
3.	Exam section	596	541	4.52	90 %
4.	Housekeeping	596	549	4.52	90 %
5.	Infrastructure	596	536	4.75	94 %
6.	General Facilities	596	534	4.42	88 %
*	Average of All Ratings		4.5		90.66 %

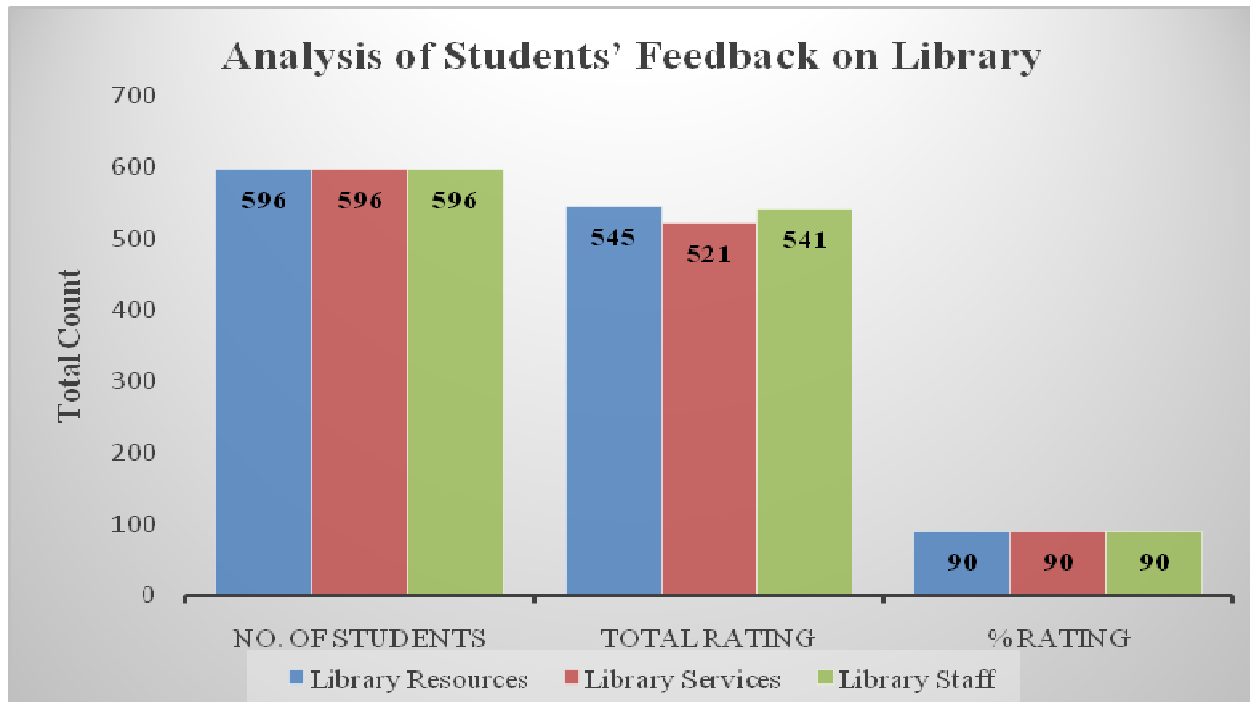
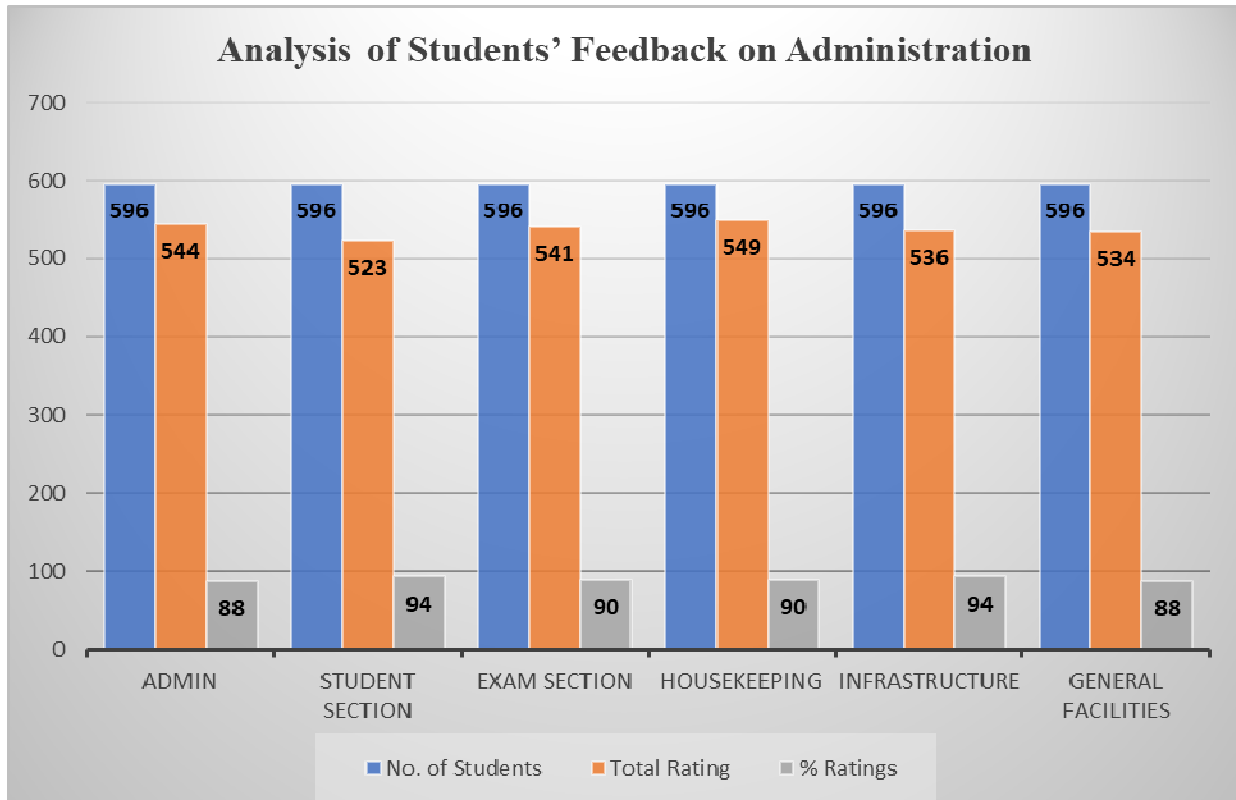
B) LIBRARY

Sr. No.	Attributes	No. of Students	Total Rating	Average Rating	% Ratings
1.	Library Resources	596	545	4.55	90 %
2.	Library Services	596	521	4.58	90 %
3.	Library Staff	596	541	4.55	90 %
*	Average of All Ratings		4.5		

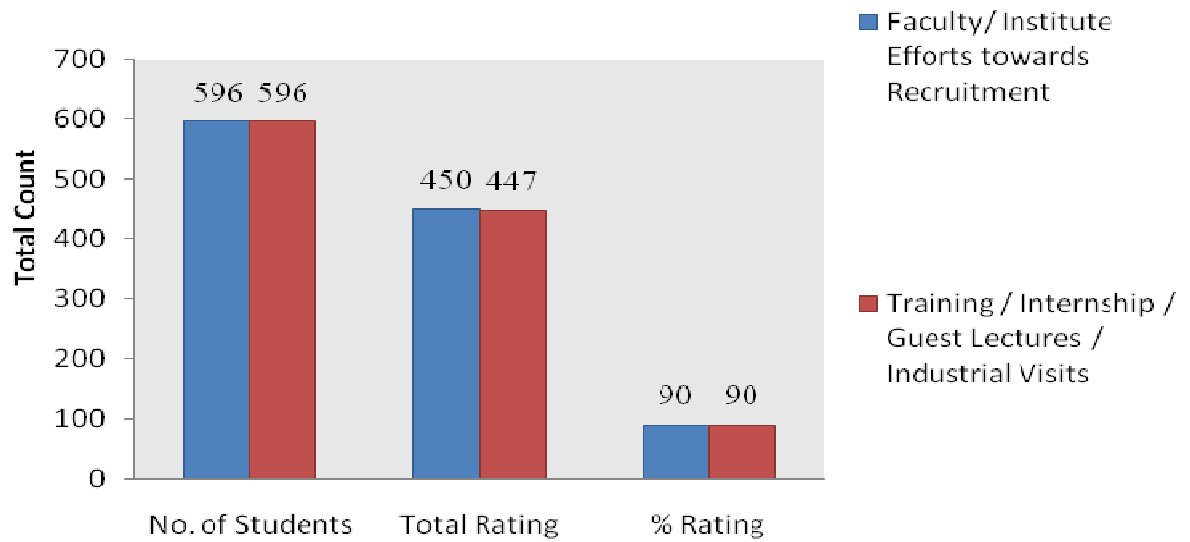
D) TRAINING AND PLACEMENT

Sr. No.	Attributes	No. of Students	Total Rating	Average Rating	% Ratings
1.	Faculty/ Institute Efforts towards Recruitment	596	450	4.5	90 %
2.	Training / Internship / Guest Lectures / Industrial Visits	596	447	4.5	90 %
*	Average of All Ratings		4.5	90.0 %	

Graphical Analysis of Students Feedback Response for Facilities Evaluation



Analysis of Students' Feedback on Training and Placement



OBSERVATION AND ACTION TAKEN FROM ABOVE ANALYSIS

Analysis Report on the Students' Feedback on Facilities Received

We have received feedback from 596 numbers of Students' through offline process.

*Average Rating of students' Feedback for Facilities on Opinion of Students' found to be at **90.00 % Rank A(100-80).***

The following are the observations on Students' Feedback on Facilities

1. Required fans in classrooms.
2. Provide Guidance Facility for further career Choices.
3. Arrange Sports and cultural events in college premises.

Action taken against Feedback

1. Fixed new fans.
2. Provided guidance facility for future of students.
3. Well maintained cultural as well as sports events Arranged like fresher's Party, Annual gathering, Farewell, kabaddi, volleyball matches in college premises.

6. GRADUATE EXIT SURVEY

Category: Graduate Exit Survey


Total number of Employer recorded feedback: 131

Total number of questions attempted: 10

Feedback Type: Offline

Screen Shot of Feedback Submission

ISO 9001:2008 Certified & NBA Accredited B.Pharm Course


Mahatma Gandhi Shikshan Mandal's
SMT. SHARADCHANDRIKA SURESH PATIL COLLEGE OF PHARMACY
Chopda Tal. Chopda Dist. Jalgaon, Maharashtra- 425 107

STUDENT'S EXIT SURVEY
(Session : 2020-21)

Student's Name	Patil Nirupam Jitendra				
Roll No.	1				
Address	13B, Mundada Noga, Amalner.				
Contact No.	985066227				
E-mail ID	n6989693988@gmail.com				

Sr .No	Questionnaire	5	4	3	2	1
1	How much you satisfied with the facilities provided by the Institute?		✓			
2	How much technical know-how (both in Theory and practical) you gained at this Institute?	✓				
3	Academic activities taken by the institute to improve your technical knowledge useful in overall growth?	✓				
4	How much your grievances (if any) handled promptly and properly by the Institute authorities?	✓				
5	Level of workshops/conferences/seminar/Industrial Visits/ Quality Improvement Programs organized by the department?		✓			
6	Carrier Guidance provided by the Institute?		✓			
7	Personality Development Opportunities?		✓			
8	Campus Recruitment held at Institute?		✓			
9	Students Club Activities held at Institute?	✓				

ny other suggestions: _____

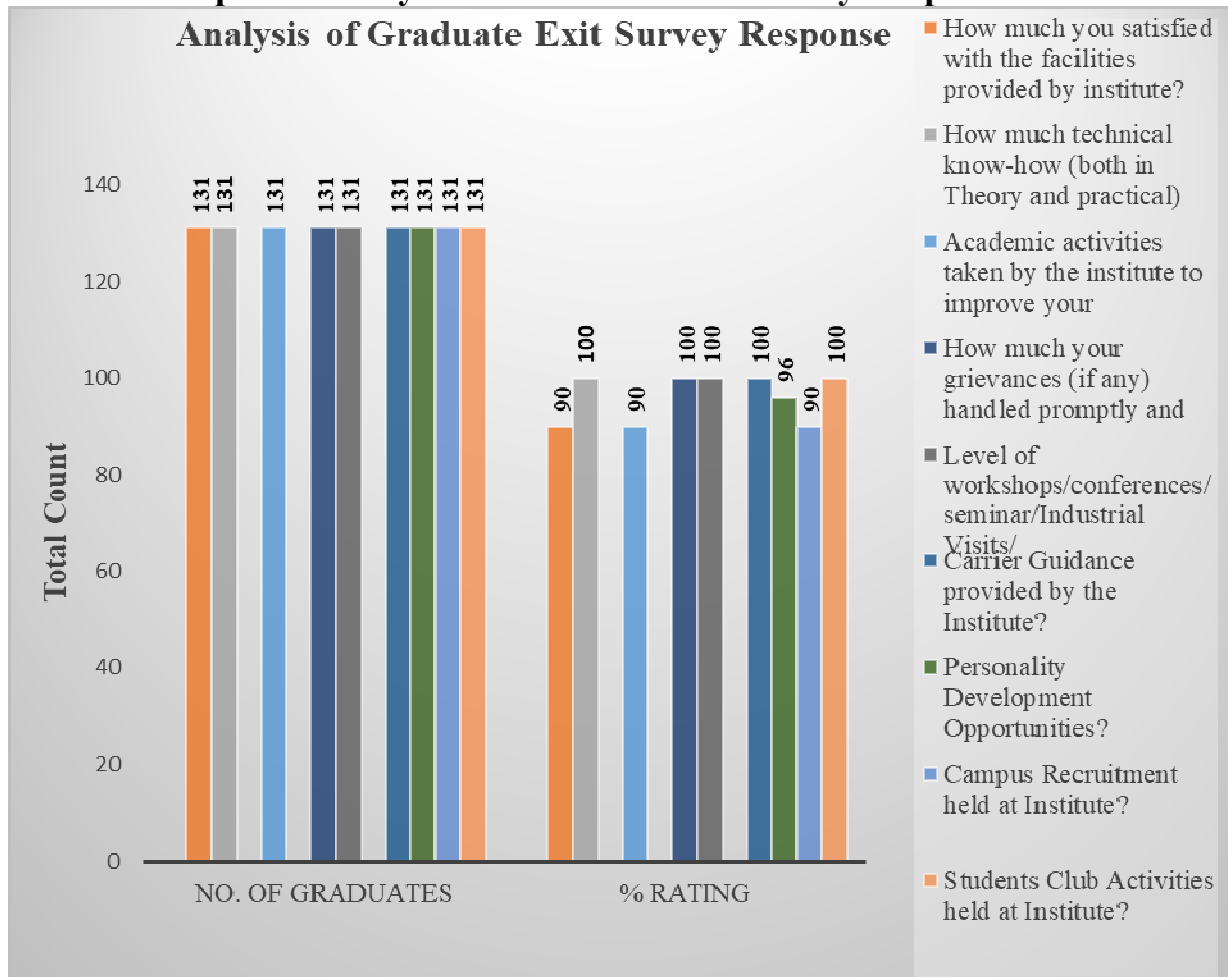
Note:

5 - Outstanding 4 - Excellent 3 - Very Good 2 - Good 1 - Average

Tabular Analysis of Graduate Exit Survey Response

Sr. No.	Attributes	No. of Graduates	Total No. Rating	Average Rating	% Ratings
1	How much you satisfied with the facilities provided by institute?	131	655	4.5	90 %
2	How much technical know-how (both in Theory and practical) You gained at this Institute?	131	655	5.0	100 %
3	Academic activities taken by the institute to improve your Technical knowledge useful in overall growth?	131	655	4.5	90 %
4	How much your grievances (if any) handled promptly and Properly by the Institute authorities?	131	655	5.0	100 %
5	Level of workshops/conferences/seminar/Industrial Visits/ Quality Improvement Programs organized by the department?	131	655	5.0	100 %
6	Carrier Guidance provided by the Institute?	131	655	5.0	100 %
7	Personality Development Opportunities?	131	655	4.7	96 %
8	Campus Recruitment held at Institute?	131	655	4.5	90 %
9	Students Club Activities held at Institute?	131	655	5.0	100 %
10	Any suggestion	Recorded			
*	Average of All Ratings	97.01%			

Graphical Analysis of Graduate Exit Survey Response Evaluation



OBSERVATION AND ACTION TAKEN FROM ABOVE ANALYSIS

Analysis Report on the Graduate Exit Survey

We have received feedback from 131 numbers of Students' through offline process.

Average Rating of students' Feedback for Graduates Exit Survey found to be at 97.01 %Scale for Opinion of students' found to be at Rank A (100-80).

The following are the observations on Graduate Exit Surveys' Feedback

1. Request to extend library time.
- 2 Make availability of large no. of National and International Journals.
3. Request to adapt digitalization in library and classrooms

Action taken against Feedback

1. Extended library time excepting exam schedule.
2. Available large no. of National and International Journals.
3. Made digital library.

7. ALUMNI FEEDBACK

Category: Alumni Feedback

Total number of Alumni recorded feedback: 131

Total number of questions attempted: 07

Feedback Type: Offline

Screen Shot of Feedback Submission

NBA Accredited and ISO 9001:2008 Certified

Mahatma Gandhi Shikshan Mandal's
Smt. Sharadchandrika Suresh Patil College of Pharmacy
 Chopda-425107 Dist. Jalgaon (M.S.), India
 Phone / Fax No. - +91-2586-222366/223150 E-mail-bpharmchopda@yahoo.com
 affiliated to North Maharashtra University, approved by Govt. of Maharashtra, AICTE and Pharmacy Council of India)
Adv. Sandeep S. Patil President **Dr. G. P. Vadhere** Principal

ALUMNI FEEDBACK FORM


B. Pharmacy & M. Pharmacy

We would like to place on record that your co-operation and support has contributed on small measure for this achievement.
 We shall very much appreciate and be thankful if you can spare some of your valuable time to fill up this feedback form and give your valuable suggestions for further improvement of the institute.

Name of Alumni	Patil Dhananjay Manoj
Course underwent	B. Pharmacy
Year of Passing	2022
Email id	Patildhananjay9421@gmail.com
Contact number	7875097971
Higher Education	
Current employment and duration	
Previous employment with duration	

May we request your views on the following?
 Please tick

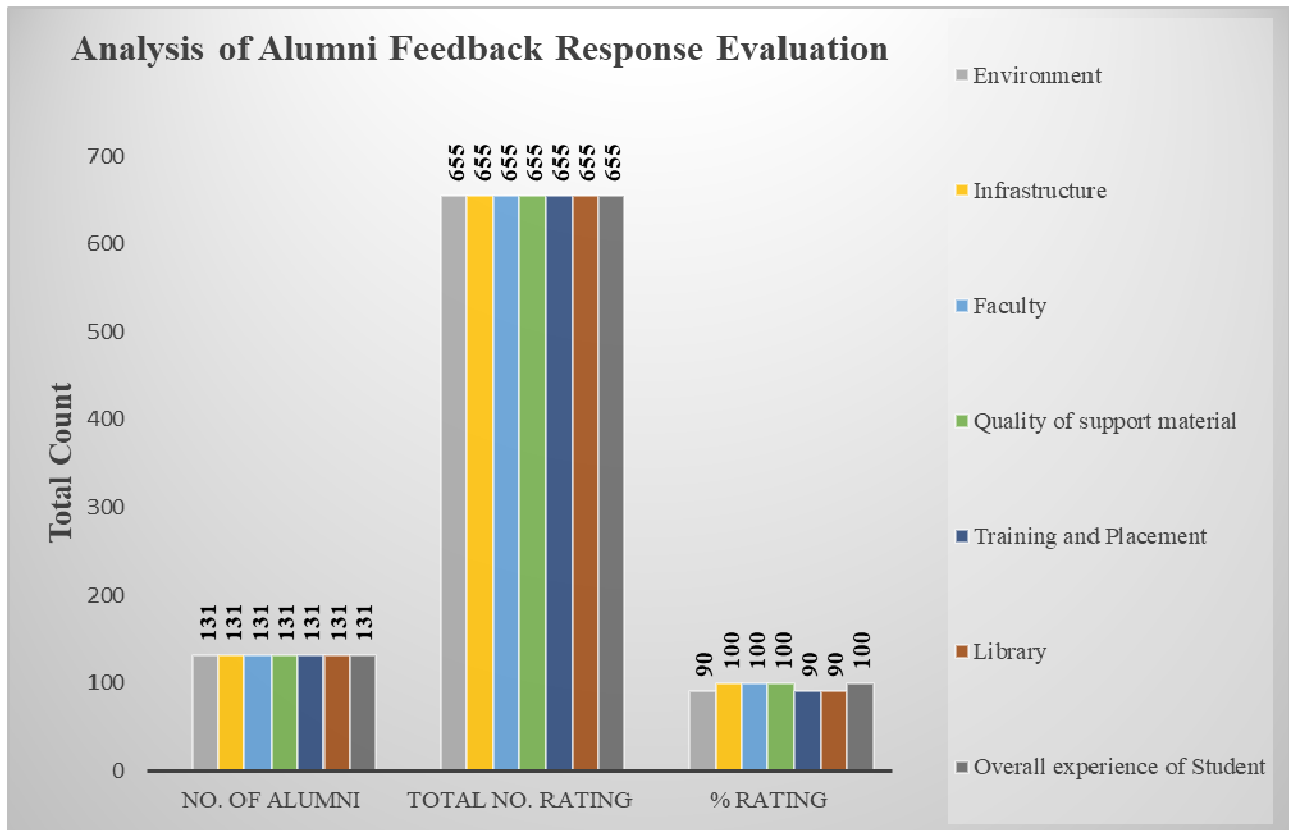
Attributes	Excellent	Very Good	Good	Average	Poor
Environment	✓				
Infrastructure		✓			
Faculty	✓				
Quality of support material	✓				
Training and placement			✓		
Library		✓			
Overall experience as a student		✓			


 Signature

Tabular Analysis of Alumni Feedback Response

Sr. No.	Attributes	No. of Alumni	Total No. Rating	Average Rating	% Ratings
1.	Environment	131	655	4.5	90 %
2.	Infrastructure	131	655	5.0	100 %
3.	Faculty	131	655	5.0	100 %
4.	Quality of support material	131	655	5.0	100 %
5.	Training and Placement	131	655	4.5	90 %
6.	Library	131	655	4.5	90 %
7.	Overall experience of Student	131	655	5.0	100 %
8.	Any suggestion	Recorded			
*	Average of All Ratings	95.71 %			

Graphical Analysis of Alumni Feedback Response Evaluation



OBSERVATION AND ACTION TAKEN FROM ABOVE ANALYSIS

Analysis Report on the Alumni Feedback

We have received feedback from 131 numbers of Students'' through offline process.

Average Rating of Alumni feedback Response found to be at 985.71 % Scale for Opinion of Alumni's found to be at Rank A (100-80).

The following are the observations on Alumni Feedback

1. Please improve Online teaching with clear audio.
2. Wi-Fi Facility
3. Book Bank Facility

Action taken against Feedback

1. Improved quality of Uniform instructed to vendOnline teaching by using proper hardware's of teaching.
2. Made free Wi-Fi Campus with 128 KBPS
3. Done with Book bank Facility.

8. STAKEHOLDERS FEEDBACK

Category: Stakeholders Feedback


Total number of Employer recorded feedback: 2

Total number of questions attempted: 10

Feedback Type: Offline

Screen Shot of Feedback Submission

ISO 9001:2008 Certified & NBA Accredited B.Pharm Course


Mahatma Gandhi Shikshan Mandal's
SMT. SHARADCHANDRIKA SURESH PATIL COLLEGE OF PHARMACY
Chopda Tal. Chopda Dist. Jalgaon, Maharashtra- 425 107

STAKEHOLDER FEEDBACK FORM

ACADEMIC YEAR 2021-2022

STAKEHOLDER NAME: Mr. Mahesh Desale

ORGANIZATION: _____

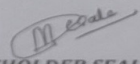
PHONE NO.: _____

MOBILE NO.: _____

NOTE: Smt. Sharadchandrika Suresh Patil College of Pharmacy, Chopda strives to provide education as per the changing needs of society and Students. Parents are important stakeholders of education, therefore their satisfaction is important to us. Parents are requested to give their feedback on the following features/facilities college is providing to their ward. Please rate each feature and assign numbers according to the following response scheme.

Sr. No.	Features	5	4	3	2	1
1	This organization has a clear mission, vision, and goals.		✓			
2	Are you interested to explore more about the work of this organization?	✓				
3	Do you understand your role in this organization?		✓			
4	Do you think that this organization helps the employee to perform well?			✓		
5	Do you think this organization is credible and accountable?	✓				
6	Do you get any advantages or benefits in working with this organization?			✓		
7	Student welfare system is effective and satisfactory?		✓			
8	Is various training programmes, cocurricular and extracurricular activities are sufficient?	✓				
9	Is institute incorporates moral and professional ethics?		✓			

Any other suggestions: _____


STAKEHOLDER SEAL AND SIGNATURE

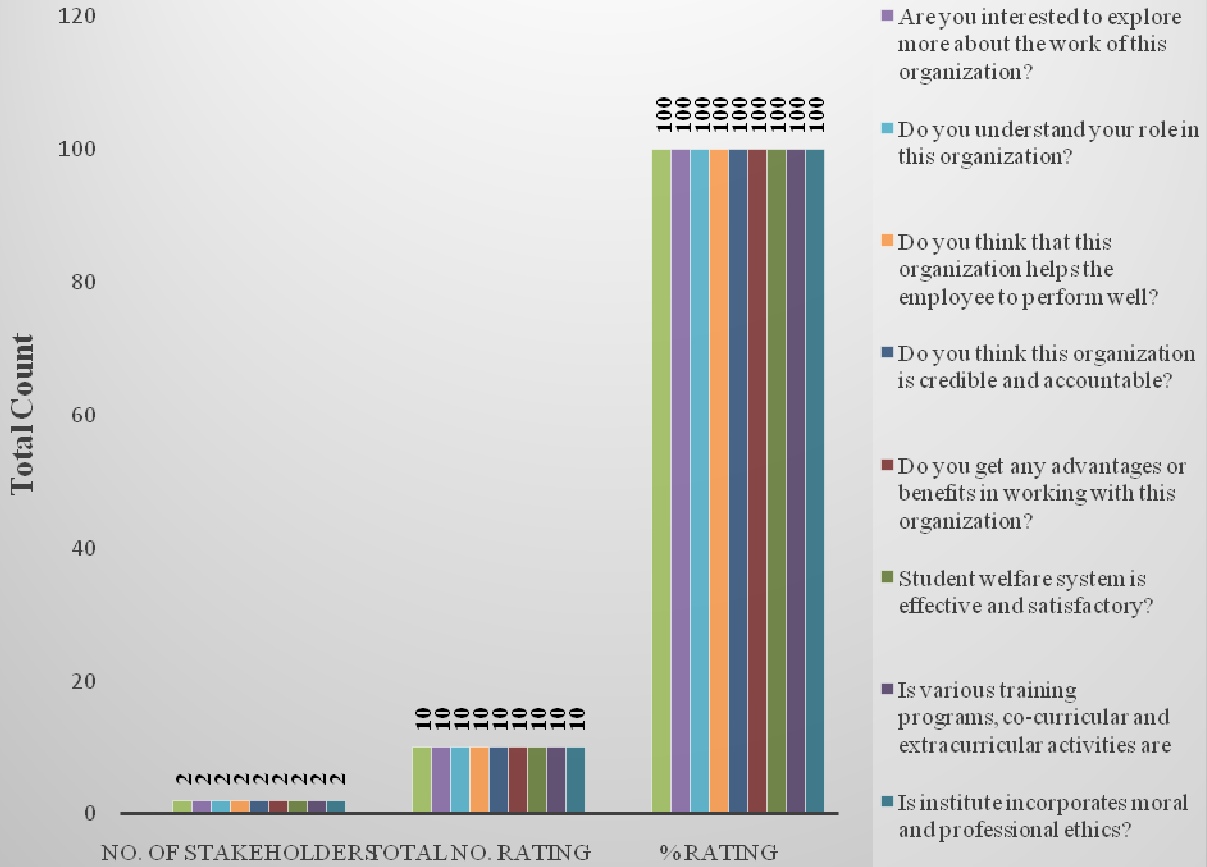
Note:
5 - Outstanding 4 - Excellent 3 - Very Good 2 - Good 1 - Average

Tabular Analysis of Stakeholder Feedback Form Response

Sr. No.	Attributes	No. of Stakeholders	Total No. Rating	Average Rating	% Ratings
	This organization has a clear mission, vision, and goals.	2	10	5.0	100 %
8	Are you interested to explore more about the work of this organization?	2	10	5.0	100 %
8	Do you understand your role in this organization?	2	10	5.0	100 %
8	Do you think that this organization helps the employee to perform well?	2	10	5.0	100 %
8	Do you think this organization is credible and accountable?	2	10	5.0	100 %
8	Do you get any advantages or benefits in working with this organization?	2	10	5.0	100 %
8	Student welfare system is effective and satisfactory?	2	10	5.0	100 %
8	Is various training programs, co-curricular and extracurricular activities are sufficient	2	10	5.0	100 %
8	Is institute incorporates moral and professional ethics?	2	10	5.0	100 %
10.	Any suggestion	Recorded			
*	Average of All Ratings	100 %			

Graphical Analysis of Stakeholder Feedback Response Evaluation

Analysis of Stakeholder Feedback Response Evaluation



- This organization has a clear mission, vision, and goals.
- Are you interested to explore more about the work of this organization?
- Do you understand your role in this organization?
- Do you think that this organization helps the employee to perform well?
- Do you think this organization is credible and accountable?
- Do you get any advantages or benefits in working with this organization?
- Student welfare system is effective and satisfactory?
- Is various training programs, co-curricular and extra curricular activities are
- Is institute incorporates moral and professional ethics?

OBSERVATION AND ACTION TAKEN FROM ABOVE ANALYSIS

Analysis Report on the Stakeholders Feedback Form Response

We have received feedback from 8 numbers through offline process.


Average Rating of Stakeholders feedback form Response found to be at 100 %Scale for Opinion of Stakeholders' found to be at Rank A (100-80).

The following are the observations on Stakeholders Feedback

1. To provide little more attention to enhance practical knowledge of students.
2. To take disciplinary action about attendance of students.

Action taken against Feedback

1. More potentially focused on students to enhance practical knowledge.
2. Designed attendance reporting to parents as a disciplinary action about attendance of students.



Dr. S. S. Mahajan
(Coordinator, IQAC)



Mr. T. P. Patil
(Academic In charge)



Dr. G. P. Vadnere
(Principal)

PRINCIPAL
Mahatma Gandhi Shikshan Mandal's
Smt. Sharadchandrika Suresh Patil
College of Pharmacy,
Chopda Dist. Jalgaon (M. S.)





ISO 9001:2008 Certified & NBA Reaccredited B. Pharm Course
Mahatma Gandhi Shikshan Mandal's

Smt. Sharadchandrika Suresh Patil College of Pharmacy

Chopda-425107. Dist. Jalgaon, (M.S.), India.

Phone / Fax No - +91-2586-222366/223150. E-mail-bpharmchopda@yahoo.com

(Affiliated to Kavayitri Bahinabai Chaudhari North Maharashtra University, Approved by Govt. of Maharashtra and Pharmacy Council of India, New Delhi.)



Dr. Suresh G. Patil
Founder President

Adv. Sandeep S. Patil
President

Dr. G. P. Vadnere
Principal

Feedback Analysis and Action Taken Report

(Academic Year 2020-2021)

This Report has been prepared by following members

Sr. No.	Name of Member	Designation
1.	Dr. S.S. Mahajan	Coordinator, IQAC
2.	Dr. J. C. Hundiwale	Academic In charge
3.	Dr. G. P. Vadnere	Principal

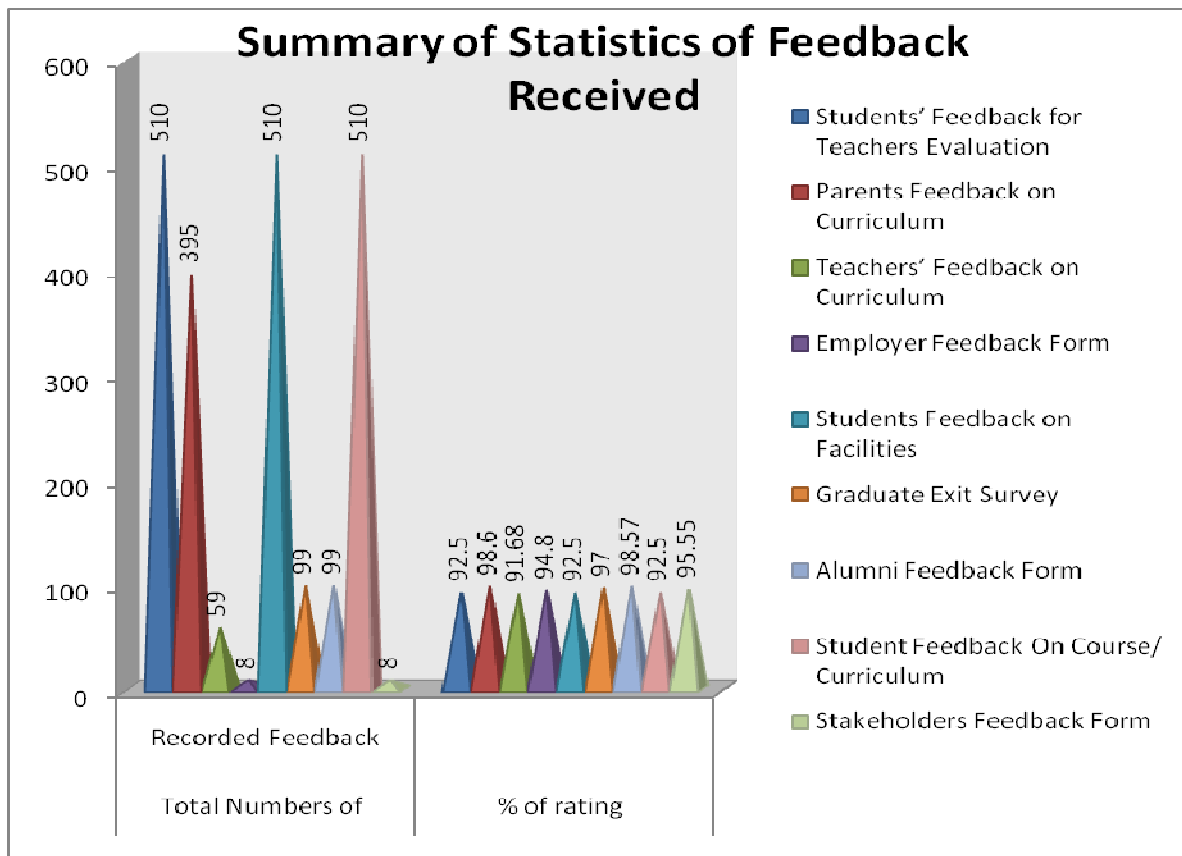
Internal Quality Assurance Cell (IQAC)
Smt. Sharadchandrika Suresh Patil College of Pharmacy, Chopda

Being distinctive from its very start and founding, Smt. Sharadchandrika Suresh Patil College of Pharmacy, Chopda, has become a standard of quality and innovation for the field of education. With quality nutrition as its primary goal, the institute's IQAC has created a feedback method that begins with requesting input from diverse stakeholders using a structured rating-based feedback form. For continual improvement in curriculum creation and enrichment, the institution solicits feedback from students, instructors, alumnae, and employers. The analysis of the comments from stakeholders is summarized as follows for the period 2020-21.

Feedback Type: Offline

Summary of Statistics of Feedback Received

Sr. No.	Feedback Category	Total Numbers of Recorded Feedback	Average Opinions of Answer in Percentage
1.	Students' Feedback for Teachers Evaluation	510	92.50%
2.	Parents Feedback on Curriculum	395	98.60 %
3.	Teachers' Feedback on Curriculum	59	91.68 %
4.	Employer Feedback Form	08	94.8%
5.	Students Feedback on Facilities	510	92.50%
6.	Graduate Exit Survey	99	97.00 %
7.	Alumni Feedback Form	99	98.57 %
8.	Student Feedback On Course/ Curriculum	510	92.50%
9.	Stakeholders Feedback Form	8	95.55 %



**Average Rating of All Stakeholders Feedback Response found to be 94.82 %
Scale for Opinion of All Stakeholders found to be at Rank A (100-80).**

Sr. No.	Rank divided In between %	Rank given (A to E) on basis of Statistically
1.	100-80 %	A
2.	80-60%	B
3.	60-40%	C
4.	40-20%	D
5.	20-00%	E

1. STUDENTS' FEEDBACK FOR TEACHERS EVALUATION / COURSE / CURRICULUM / ADMINISTRATION / INFRASTRUCTURE

The questionnaire is intended to collect information relating to your satisfaction towards the faculty, teaching, learning, teachers evaluation, course, curriculum, administration, infrastructure and evaluation. The information provided by you will be kept confidential and will be used as important feedback for quality improvement of the program of studies/College. They should give ranking out of 5 for each attribute mentioned below by considering that the highest number indicates the best performance as below.

Directions

For each item please indicate your level of satisfaction with the following statement by clicking a score between 1 and 5. (*1 - Average, 2 – Good, 3 – Very Good, 4 – Excellent, 5 – Outstanding*)

Category: Students' Feedback

Total number of Students' recorded feedback: 510

Total number of questions attempted:

10 (On Teachers Evaluation, Course and Academics)

06 (On Administration)

11 (On Infrastructure)

Feedback Type: Offline (From SEM 1 to 8th)

Screen Shot of Feedback Submission

ACAD-R-29	SMT. SHARADCHANDRIKA SURESH PATIL COLLEGE OF PHARMACY, CHOPDA
STUDENT FEEDBACK FORM	
Page 01/02	

Class: First Year

Semester: 1ST Sem, Division A

Academic Year: 2020-2021

Student should express their views without any reservations. This Feedback will be used to improve the teaching learning and general administration process of the institute. They should give ranking out of 5 for each attribute mentioned below by considering that the highest number indicates the best performance as below.

A) ACADEMICS

1- Not Satisfactory 2- Satisfactory 3- Good 4- Very Good 5- Excellent

Sr. No.	Attributes	Name of Subject Taught				
		HAP-I (TPP)	PA-I (RSP)	PH-I (DR.BVJ)	PIC (DR.JCH)	COMM.SKILL (DR.SRP)
1	Teaching Course Material & Lecture Preparation	5	4	4	5	5
2	Presentation Skills & Effectiveness	5	5	4	5	5
3	Technical Competence / Core Knowledge	5	4	5	5	5
4	Practical approach in conducting practical's / Theory & Innovation.	5	4	5	5	5
5	Fairness in internal assessment & evaluation	4	5	5	5	4
6	Punctuality / Regularity	5	4	4	5	4
7	Problem solving & Interaction with Students	5	5	5	5	5
8	Personal Counseling & guidance	5	4	4	5	4
9	Coverage of Syllabus	5	5	5	5	5
10	Use of Audio / Video teaching aids	5	5	5	5	5

General Suggestions regarding academics, if any:

All is perfect, so no any suggestion

B) ADMINISTRATION

1 -Not Satisfactory 2- Satisfactory 3- Good 4- Very Good 5- Excellent

Sr. No.	Attributes	Give Rating (out of 5)
1	Admin	Excellent
2	Student section	Very Good
3	Exam section	Excellent
4	Housekeeping	Very Good
5	Infrastructure	Very Good
6	General Facilities	Very Good

c) LIBRARY

Sr. No.	Attributes	Give Rating (out of 5)
1	Library Resources	Very Good
2	Library Services	Very Good
3	Library Staff	Good

D) TRAINING AND PLACEMENT

Sr. No.	Attributes	Give Rating (out of 5)
1	Faculty/ Institute Efforts towards Recruitment	Excellent
2	Training / Internship / Guest Lectures / Industrial Visits	Very Good

Any other suggestions:

Tabular Analysis of Students' Feedback Academics on basis of Questions

A) ACADEMICS

1- Not Satisfactory 2- Satisfactory 3- Good 4- Very Good 5- Excellent

Sr. No.	Attributes	No. of Subjects	No. of Students	Total rating (combined for 11 Subjects)	Average Rating	% Ratings
1.	Teaching Course Material & Lecture Preparation	12	510	6828	4.53	90 %
2.	Presentation Skills & Effectiveness	12	510	6828	4.57	90 %
3.	Technical Competence / Core Knowledge	12	510	6828	4.51	90 %
4.	Practical approach in conducting practical's / Theory & Innovation.	12	510	6828	4.57	90 %
5.	Fairness in internal assessment & evaluation	12	510	6828	4.49	88 %
6	Punctuality / Regularity	12	510	6828	4.52	90 %
7.	Problem solving & Interaction with Students	12	510	6828	4.45	88 %
8.	Personal Counseling & guidance	12	510	6828	4.72	96 %
9.	Coverage of Syllabus	12	510	6828	4.61	92 %
10.	Use of Audio / Video teaching aids	12	510	6828	4.42	88 %
*	Average of All Ratings			4.52		90.2 %

B) ADMINISTRATION

1 -Not Satisfactory 2- Satisfactory 3- Good 4- Very Good 5- Excellent

Sr. No.	Attributes	No. of Students	Total Rating	Average Rating	% Ratings
1.	Admin	510	444	4.50	90 %
2.	Student section	510	423	4.52	90 %
3.	Exam section	510	441	4.4	88 %
4.	Housekeeping	510	439	4.75	94 %
5.	Infrastructure	510	436	4.75	94 %
6.	General Facilities	510	434	4.42	88 %
*	Average of All Ratings		4.5		90.66 %

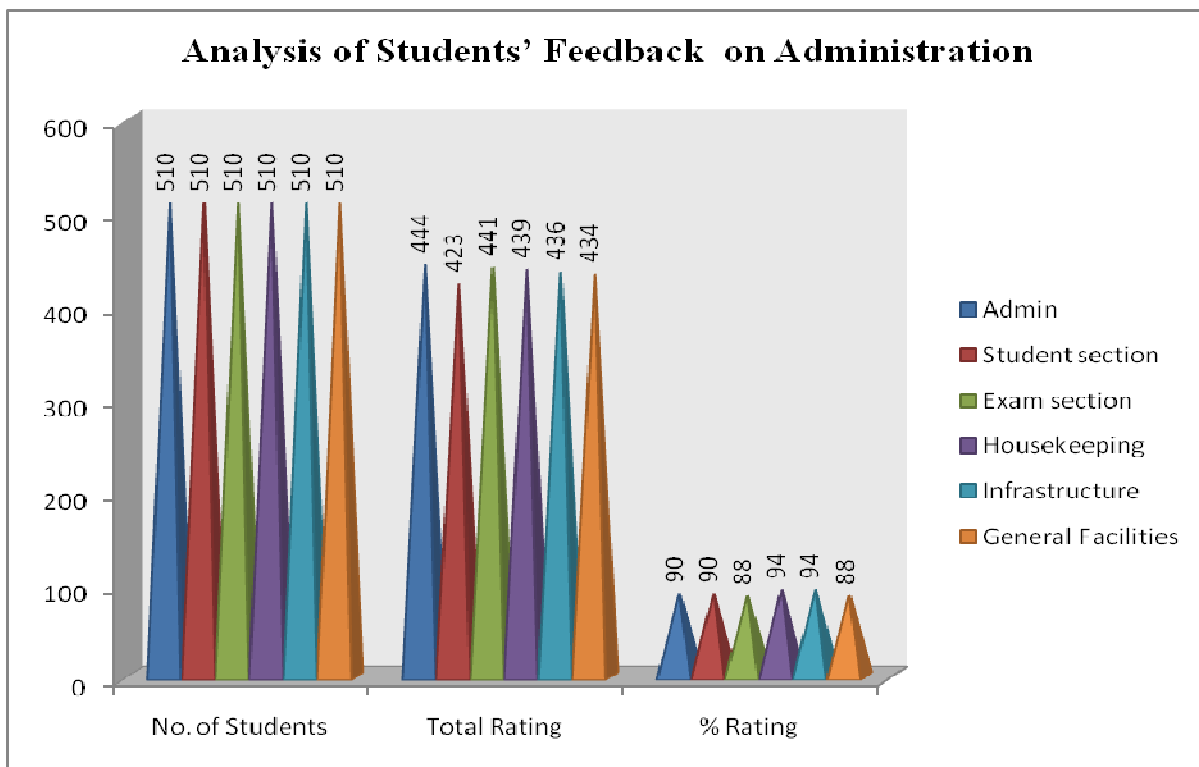
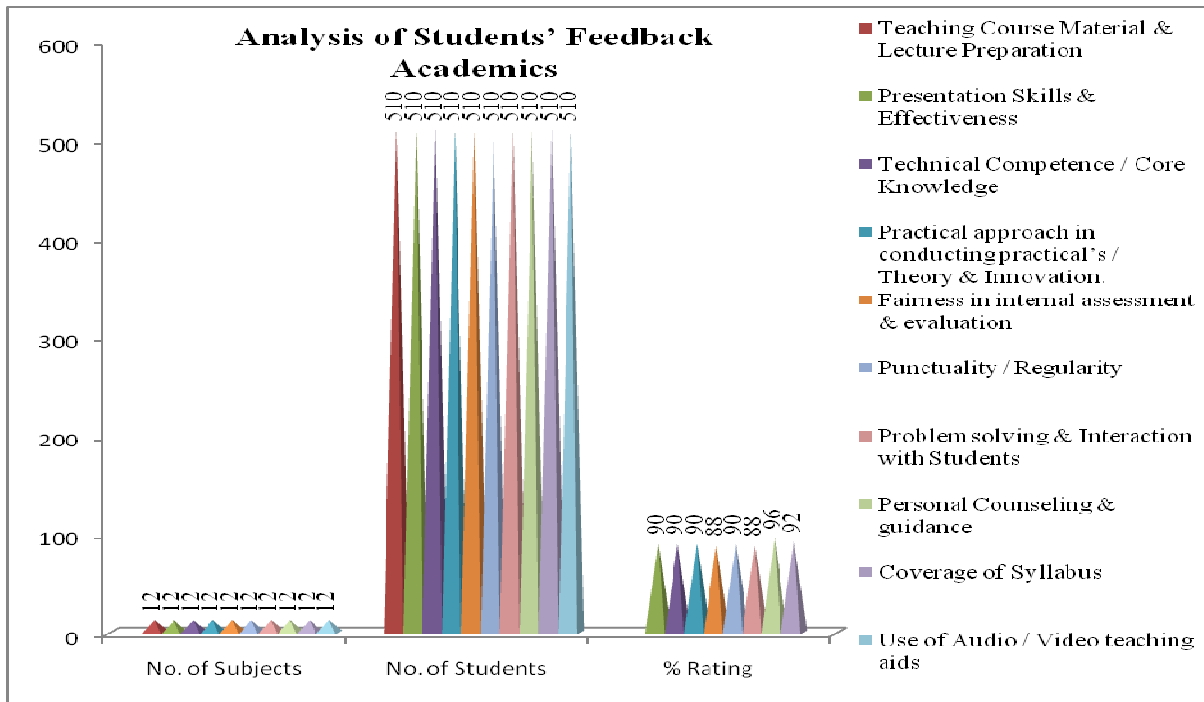
C) LIBRARY

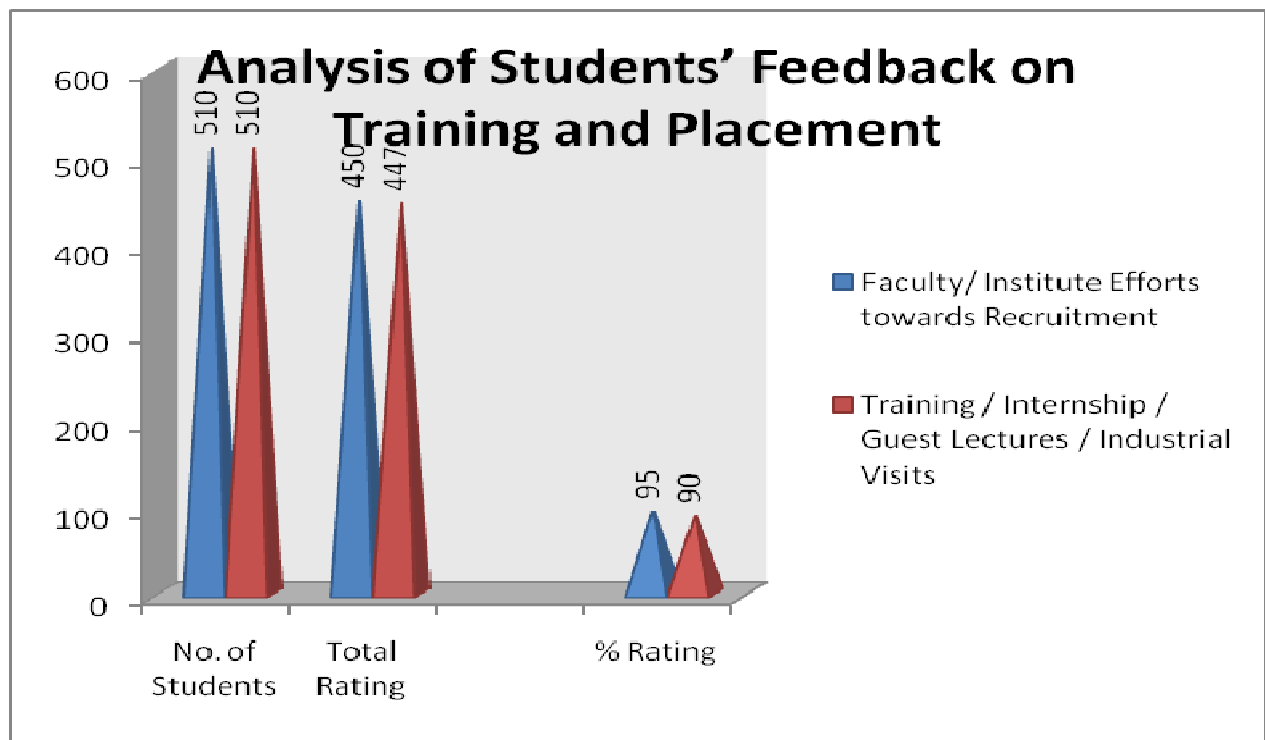
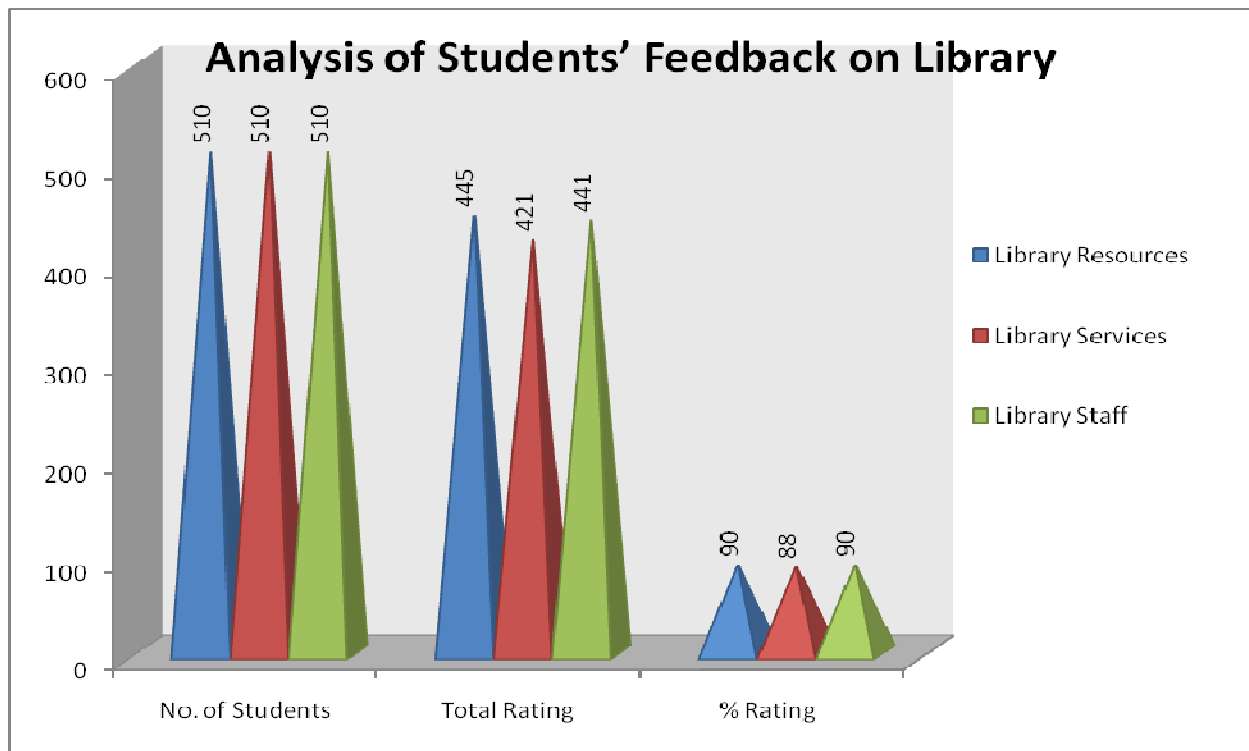
Sr. No.	Attributes	No. of Students	Total Rating	Average Rating	% Ratings
1.	Library Resources	510	445	4.55	90 %
2.	Library Services	510	421	4.45	88 %
3.	Library Staff	510	441	4.55	90 %
*	Average of All Ratings		4.5		

D) TRAINING AND PLACEMENT

Sr. No.	Attributes	No. of Students	Total Rating	Average Rating	% Ratings
1.	Faculty/ Institute Efforts towards Recruitment	510	450	4.7	95 %
2.	Training / Internship / Guest Lectures / Industrial Visits	510	447	4.5	90 %
*	Average of All Ratings		4.6	92.5 %	

Graphical Analysis of Students' Feedback Response for Teachers Evaluation on Course / Curriculum / Administration / Infrastructure





OBSERVATION AND ACTION TAKEN FROM ABOVE ANALYSIS

Analysis Report on the Students' Feedback for Teacher's Evaluation / Course / Curriculum / Administration / Infrastructure

We have received feedback from 510 numbers of Students' through offline process.

Average Rating of Teachers' Feedback Response found to be at 92.5 %

Scale for Opinion of Teachers' found to be at Rank A (100-80).

The following are observations on Students' Feedback for Teachers Evaluation

1. Use of Audio Speaker System.
2. Use clear mike and systems while faculties delivering online lectures.
3. Repairing of Computers of language lab.
4. Metal Glass at drinking zone.

Action Taken on Feedback

1. Developed and utilized digital smart Audio System for students.
2. Used clear mikes and system for online lectures.
3. Repaired Computers.
4. Put glasses at drinking zone.

2. TEACHERS' FEEDBACK ON CURRICULUM

Category: Teachers' Feedback on Curriculum

Total number of Teachers' recorded feedback: 59

Total number of questions attempted: 19

Feedback Type: Offline

Screen Shot of Online Feedback Submission

SM
ACAD-R-29

SMT. SHARAD CHANDRIKA SURESH PATHI, COLLEGE OF PHARMACY, CHOPDA

TEACHER FEEDBACK ON CURRICULUM
Academic Year: 2020-2021

Course: B. Pharmacy Class: T. Y. B. Pharmacy Semester: V

This questionnaire is intended to collect information relating to your satisfaction towards the curriculum. The information provided by you will be used as important feedback for quality improvement of the course/ syllabus/ curriculum.

Directions:
For each item please indicate your level of satisfaction with the following statement by clicking a score between 1 and 5. (1 - Average, 2 - Good, 3 - Very Good, 4 - Excellent, 5 - Outstanding)

Questions	EP501	BP502T	BP503T	BP504T	BP505T	BP506P	BP507P	BP508P
Syllabus is suitable to the course	4	5	5	5	4	4	4	5
Syllabus is need based.	4	5	5	5	4	4	4	5
Aims and objectives of the syllabi are well defined and clear to teachers and students.	4	5	5	5	4	4	4	5
Course content is followed by corresponding reference materials.	4	5	5	5	4	4	4	5
Sufficient number of prescribed books are available in the Library.	4	5	5	5	4	4	4	5
The course/syllabus has good balance between theory and application.	4	5	5	5	4	4	4	5
The course/syllabus has made me interested in the subject area.	4	5	5	5	4	4	4	5
The course/syllabus of this subject increased my knowledge and perspective in the subject area.	4	5	5	5	4	4	4	5
The course/programme of studies carries sufficient number of optional papers	4	5	5	5	4	4	4	5
The books prescribed/listed as reference materials are relevant, updated and appropriate.	4	5	5	5	4	4	4	5
Infrastructural facilities, such as teacher's rooms/correls, class rooms, reading rooms and toilets are available in the Department.	4	5	5	5	4	4	4	5
Staff canteen is available at the faculty level.	4	5	5	5	4	4	4	5

Tests and examinations are conducted well in time with proper coverage of all units in the syllabus.	4	5	5	5	4	4	4	5
I have the freedom to adopt new techniques/strategies of teaching such as seminar presentations, group discussions and learners' participation.	4	5	5	5	4	4	4	5
I have the freedom to adopt/adapt new techniques/strategies of testing and assessment of students.	4	5	5	5	4	4	4	5
The environment in the department is conducive to teaching and research.	4	5	5	5	4	4	4	5
The administration is teacher friendly The University provides adequate and smooth support for projects and research facilities.	4	5	5	5	4	4	4	5
The University provides adequate funding and support to faculty members for upgrading their skills and qualifications.	4	5	5	5	4	4	4	5
Provisions for professional development are non-discriminatory and fair.	4	5	5	5	4	4	4	5

General Suggestions if any

Bio metric Not Available

Tabular Analysis of Teachers' Feedback on Curriculum Response

Sr. No.	Attributes	No. of Subjects	No. of Teachers	Total Rating	Average Rating	% Ratings
1.	Syllabus is suitable to the course	86	59	295	4.7	96%
2.	Syllabus is need based.	86	59	295	5.0	100%
3.	Aims and objectives of the syllabi are well defined and clear to teachers and students.	86	59	295	4.5	91 %
4.	Course content is followed by corresponding reference materials.	86	59	295	4.5	90 %
5.	Sufficient number of prescribed books are available in the Library.	86	59	295	4.4	88 %
6.	The course/syllabus has good balance between theory and application.	86	59	295	4.4	88 %
7.	The course/syllabus has made me interested in the subject area.	86	59	295	4.5	90 %
8.	The course/syllabus of this subject increased my knowledge and perspective in the subject area.	86	59	295	4.5	91 %
9.	The course/programme of studies carries sufficient number of optional papers	86	59	295	4.5	90 %
10.	The books prescribed/listed as reference materials are relevant, updated and appropriate.	86	59	295	4.4	88 %
11.	Infrastructural facilities, such as teacher's rooms/carrels, class rooms, reading rooms and toilets are available in the Department.	86	59	295	4.50	90 %
12.	Staff canteen is available at the faculty	86	59	295	4.52	90 %

	level.					
13.	Tests and examinations are conducted well in time with proper coverage of all units in the syllabus.	86	59	295	4.45	88 %
14.	I have the freedom to adopt new techniques/strategies of teaching such as seminar presentations, group discussions and learners' participation.4.5	86	59	295	4.58	93 %
15.	I have the freedom to adopt/adapt new techniques/strategies of testing and assessment of students.	86	59	295	4.56	88 %
16.	The environment in the department is conducive to teaching and research.	86	59	295	4.63	93 %
17.	The administration is teacher friendly The University provides adequate and smooth support for projects and research facilities.	86	59	295	4.8	98 %
18.	The University provides adequate funding and support to faculty members for upgrading their skills and qualifications.	86	59	295	4.76	95 %
19.	Provisions for professional development are non-discriminatory and fair.	86	59	295	4.55	90 %
*	Average of All Ratings				4.5	91.68 %

OBSERVATION AND ACTION TAKEN FROM ABOVE ANALYSIS

Analysis Report on the Teachers' Feedback on Curriculum Response Received

We have received feedback from 59 numbers of Teachers' through offline process.

*Average Rating of Teachers' Feedback Response found to be at **91.68%***

Scale for Opinion of Teachers' found to be at Rank A (100-80).

The following are the observations on Teachers' Feedback on Curriculum

1. Seminars/conferences on Pedagogy can be organized.
2. Implement new teaching technologies for effective pedagogy.
3. Give proper requirements important for teaching like markers chalk dusters etc.

Action taken against Feedback

1. Seminars/conferences under the topic of Emerging trends in innovative Pedagogy organized.
2. Implemented the required tools for effective teaching.
3. Done with department wise availability of all Requirements.

3. PARENTS' FEEDBACK ON CURRICULUM

Category: Parents' Feedback on Curriculum
 Total number of Parents' recorded feedback: 395
 Total number of questions attempted: 10
 Feedback Type: Offline

Screen Shot of offline Feedback Submission

ISO 9001:2008 Certified & NBA Accredited B.Pharm Course

Mahatma Gandhi Shikshan Mandal's
SMT. SHARADCHANDRIKA SURESH PATIL COLLEGE OF PHARMACY
 Chopda Tal. Chopda Dist. Jalgaon, Maharashtra- 425 107

PARENT FEEDBACK FORM
 Academic Year 2020-2021


PARENT NAME (पालकाचे नाव): Patil P monohar
 CLASS: SECOND YEAR B. PHARMACY
 NAME OF STUDENT: Patil utkarsha shu monohar
 पाल्याचे नाव व वर्ग)
 MOBILE NO. (फोन नं.) 7424334252

NOTE: Smt. Sharadchandrika Suresh Patil College of Pharmacy, Chopda strives to provide education as per the changing needs of society and Students. Parents are important stakeholders of education, therefore their satisfaction is important to us. Parents are requested to give their feedback on the following features/facilities college is providing to their ward. Please rate each feature and assign numbers according to the following response scheme.

श्रीमती. शरदचंद्रिका सुरेश पाटील कॉलेज ऑफ फार्मसी, चोपडा हे समाज आणि विद्यार्थ्यांच्या बदलत्या गरजांनुसार शिक्षण देण्याचा प्रयत्न करते. पालक हे शिक्षणाचे महत्त्वाचे भागधारक आहेत, म्हणून त्यांचे समाधान आपल्यासाठी महत्त्वाचे आहे. पालकांना विनंती करण्यात आली आहे की त्यांनी त्यांच्या वॉर्डला कॉलेज देत असलेल्या खालील वैशिष्ट्ये/सुविधांबद्दल त्यांचा अभिप्राय द्यावा. कृपया प्रत्येक वैशिष्ट्याला रेट करा आणि खालील प्रतिसाद योजनेनुसार क्रमांक द्या.)

Sr. No.	Features	5	4	3	2	1
1	The Teaching-Learning Environment (अध्यापन-शिक्षण पर्यावरण)	✓				
2	System of Monitoring Student's Progress (विद्यार्थ्यांच्या प्रगतीचे निरीक्षण करण्याची प्रणाली)	✓				
3	Competence & Commitment of Faculty (प्राध्यापकांची क्षमता आणि वचनबद्धता)	✓				
4	Encouragement provided to students for Participation in Academic Forums (विद्यार्थ्यांना शैक्षणिक मंचांमध्ये सहभागी होण्यासाठी प्रोत्साहन दिले जाते)		✓			
5	Infrastructure Facilities (पायाभूत सुविधा)	✓				
6	Learning Resources such as Library, Internet, Computer etc. (लायब्ररी, इंटरनेट, कॉम्प्युटर इत्यादी शिकण्याची संसाधने.)	✓				
7	Support Services like Bank, Canteen, Student Center, Career Counseling Cell etc. (बँक, कॅन्टीन, विद्यार्थी केंद्र, करिअर समुपदेशन सेल इत्यादी सहाय्य सेवा.)	✓	✓			
8	Enhancement of Student's Personality (विद्यार्थ्यांचे व्यक्तिमत्व वाढवणे)	✓				
9	Value Based Education (मूल्यावर आधारित शिक्षण)	✓				
10	Discipline Practices (शिस्तीचे आचरण)	✓				

Any other suggestions: Digital sources Availability. for better learning.

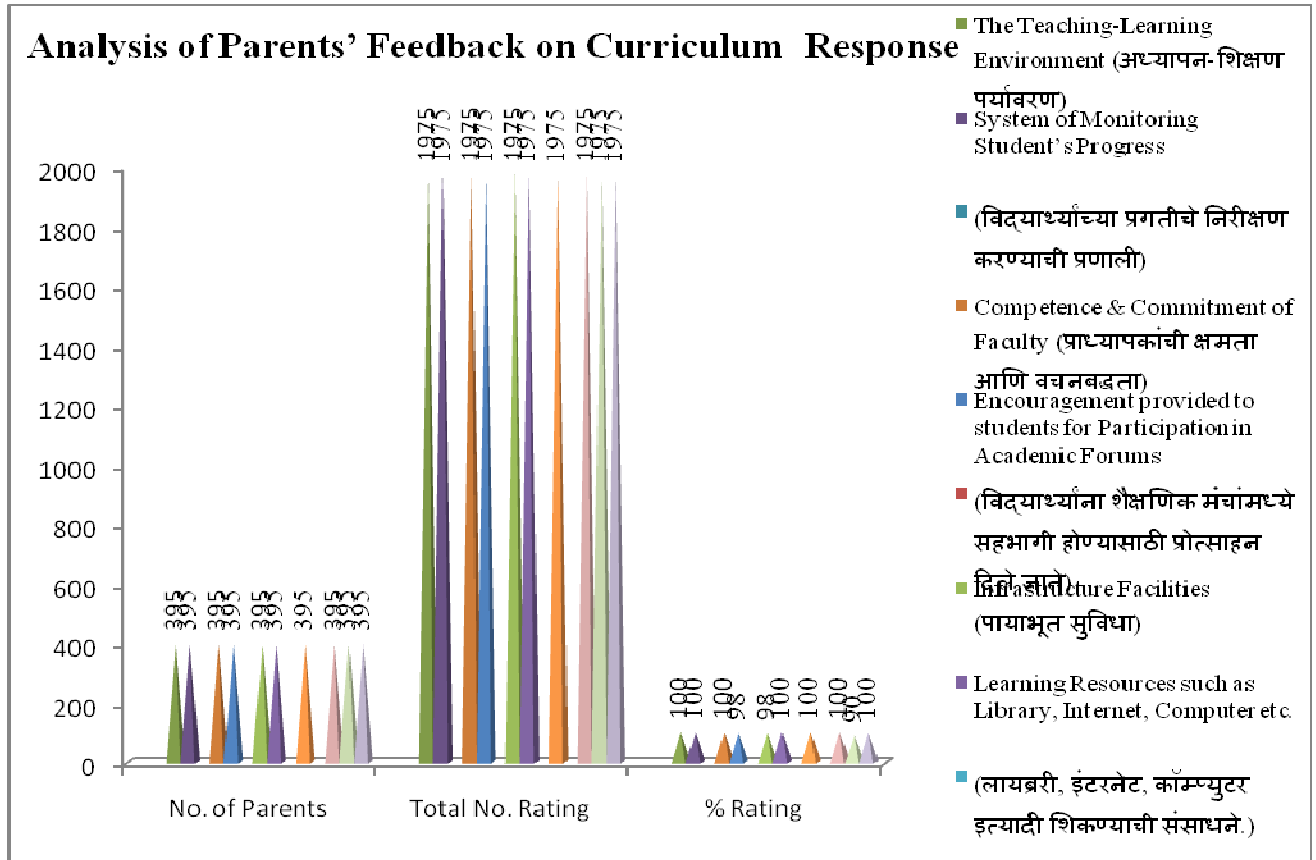
PARENT'S SIGNATURE
 पालकाची स्वाक्षरी


Note:
 5 - Outstanding 4 - Excellent 3 - Very Good 2 - Good 1 - Average

Tabular Analysis of Parents' Feedback on Curriculum Response

Sr. No.	Attributes	No. of Parents	Total No. Rating	Average Rating	% Ratings
1.	The Teaching-Learning Environment (अध्यापन-शिक्षण पर्यावरण)	395	1975	5.0	100 %
2.	System of Monitoring Student's Progress (विद्यार्थ्यांच्या प्रगतीचे निरीक्षण करण्याची प्रणाली)	395	1975	5.0	100 %
3.	Competence & Commitment of Faculty (प्राध्यापकांची क्षमता आणि वचनबद्धता)	395	1975	5.0	100 %
4.	Encouragement provided to students for Participation in Academic Forums (विद्यार्थ्यांना शैक्षणिक मंचांमध्ये सहभागी होण्यासाठी प्रोत्साहन दिले जाते)	395	1975	4.7	98 %
5.	Infrastructure Facilities (पायाभूत सुविधा)	395	1975	4.7	98 %
6.	Learning Resources such as Library, Internet, Computer etc. (लायब्ररी, इंटरनेट, कॉम्प्युटर इत्यादी शिकण्याची संसाधने.)	395	1975	5.0	100 %
7.	Support Services like Bank, Canteen, Student Center, Career Counseling Cell etc. (बँक, कॅन्टीन, विद्यार्थी केंद्र, करिअर समुपदेशन सेल इत्यादी सहाय्य सेवा.)	395	1975	5.0	100 %
8.	Enhancement of Student's Personality (विद्यार्थ्यांचे व्यक्तिमत्व वाढवणे)	395	1975	5.0	100 %
9.	Value Based Education (मूल्यावर आधारित शिक्षण)	395	1975	4.5	90 %
10.	Discipline Practices (शिस्तीचे आचरण)	395	1975	5.0	100 %
*	Average of All Ratings			98.6	

Graphical Analysis of Parents' Feedback Response for Curriculum Evaluation



OBSERVATION AND ACTION TAKEN FROM ABOVE ANALYSIS

Analysis Report on the Parents' Feedback on Curriculum Received

We have received feedback from 395 numbers of Parents' through offline process.

Average Rating of Parents Response found to be at 98.6 %Scale for Opinion of College' found to be at Rank A (100-80).

The following are the observations on Parents' Feedback on Curriculum

1. Conduct the placement for girls in secured Timing formats.
2. Requested to to Get Journals on time.
3. Available cold drinking water in summer.

Action taken against Feedback

1. Arranged No. of Campus drives in Collaboration with several reputed pharmacy industries.
2. Delivered journals to students on time.
3. Done with Availability of cool water.

4. EMPLOYER FEEDBACK

Category: Employer Feedback


Total number of Employer recorded feedback: 08

Total number of questions attempted: 08

Feedback Type: Offline

Screen Shot of Feedback Submission

ISO 9001:2008 Certified & NBA Accredited B.Pharm Course



Mahatma Gandhi Shikshan Mandal's
SMT. SHARADCHANDRIKA SURESH PATIL COLLEGE OF PHARMACY
 Chopda Tal. Chopda Dist. Jalgaon, Maharashtra- 425 107

EMPLOYER FEEDBACK FORM

ACADEMIC YEAR 2020-2021

EMPLOYER NAME: Mr. Manish kumar Jain

ORGANIZATION/COMPANY: Lupin Pvt. Ltd Lardia Mang. Indore.

POSITION: HR manager.

PHONE NO.: +912266402323. hr@lupin.com

MOBILE NO. -

Dear Employer,

Many graduates of our College, Smt.Sharadchandrika Suresh Patil College of Pharmacy, Chopda are already working in your organization. We are thankful to you for providing them employment with your prestigious Company/Organization. We shall very much appreciate and be grateful to you if you can spare some of your valuable time to fill up this feedback form. It will help us to improve the Institute further and give you better employees in future.

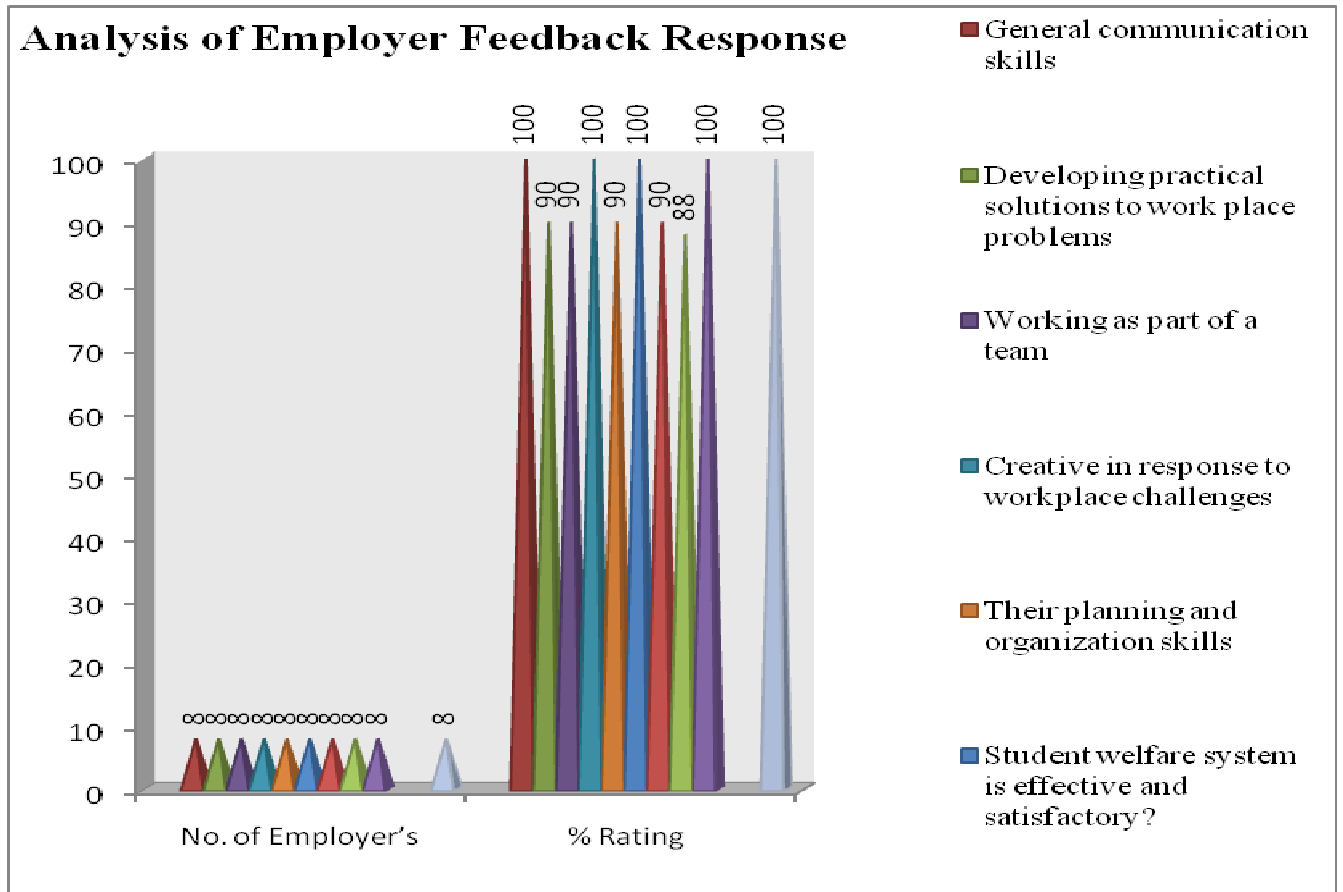
Tick the number that best describes your level of satisfaction at each question: 5 – Very Happy, 4 - Happy
 3 - Satisfied, 2- Not satisfied, 1 – Far from Satisfied.

Sr. No.	Features	5	4	3	2	1			
Q.1 How satisfied are you with the student/s work performance in each of these areas									
1	General communication skills	✓							
2	Developing practical solutions to work place problems	✓							
3	Working as part of a team	✓							
4	Creative in response to workplace challenges		✓						
5	Their planning and organization skills	✓							
6	Student welfare system is effective and satisfactory?	✓							
7	Involvement in social activities	✓							
Q.2 On a scale of 1 to 10 how do you rate your overall satisfaction with SSPCOP students and the curriculum?									
1	2	3	4	5	6	7	8	9	10
If you were dissatisfied with any aspect, please comment further:									

Tabular Analysis of Employer Feedback Response

Sr. No.	Attributes	No. of Employer's	Total no. Rating	Average Rating	% Ratings
1.	How satisfied are you with the student/s work performance in each of these areas				
A	General communication skills	8	8	5.0	100 %
B	Developing practical solutions to work place problems	8	8	4.5	90 %
C	Working as part of a team	8	8	4.5	90 %
D	Creative in response to workplace challenges	8	8	5.0	100 %
E	Their planning and organization skills	8	8	4.5	90 %
F	Student welfare system is effective and satisfactory?	8	8	5.0	100 %
G	Involvement in social activities	8	8	4.5	90 %
2.	On a scale of 1 to 05 how do you rate your overall satisfaction with SSPCOP students and the curriculum?	8	8	5.0	88 %
3.	How could our programs be improved? What specific comments do you have regarding the Curriculum? Would you like to recruit more SSPCOP student?	8	8	5.0	100 %
4.	Would you refer us to other organization(s)?	8	8	5.0	100 %
*	Average of All Ratings	94.8 %			

Graphical Analysis of Employer Feedback Response Evaluation



OBSERVATION AND ACTION TAKEN FROM ABOVE ANALYSIS

Analysis Report on the Employers' Feedback Received

We have received feedback from 08 numbers of Employers' through offline process.

Average Rating of Employers' Feedback Response found to be at 94.8% Scale for Opinion of Employers' found to be 80.37% at Rank A (100-80).

The following are the observations on Employers' Feedback

1. Need to improve Communication skill.
2. Internships/Project works have to be increased to gain actual knowledge of work place.
3. Request to provide internet facility.

Action taken against Feedback

1. Started Language lab facility for communication skill development
- 2 Arranged industrial visits and Training compulsory minimum for one month with college's official permission.
3. Provided Inter Facility.

5. STUDENTS FEEDBACK ON FACILITIES

Category: Students Feedback on Facilities

Total number of recorded feedback: 510

Total number of questions attempted: 11

Feedback Type: Offline

Screen Shot of Feedback Submission

4m sem

B) ADMINISTRATION

1 -Not Satisfactory 2- Satisfactory 3- Good 4- Very Good 5- Excellent

Sr. No.	Attributes	Give Rating (out of 5)
1	Admin	4
2	Student section	4
3	Exam section	4
4	Housekeeping	4
5	Infrastructure	4
6	General Facilities	4
Total		24

c) LIBRARY

Sr. No.	Attributes	Give Rating (out of 5)
1	Library Resources	5
2	Library Services	5
3	Library Staff	5
Total		15

D) TRAINING AND PLACEMENT

Sr. No.	Attributes	Give Rating (out of 5)
1	Faculty/ Institute Efforts towards Recruitment	5
2	Training / Internship / Guest Lectures / Industrial Visits	5
Total		10

Any other suggestions:

Tabular Analysis of Students Feedback on Facilities Response

A) ADMINISTRATION

1 -Not Satisfactory 2- Satisfactory 3- Good 4- Very Good 5- Excellent

Sr. No.	Attributes	No. of Students	Total Rating	Average Rating	% Ratings
1.	Admin	510	444	4.50	90 %
2.	Student section	510	423	4.52	90 %
3.	Exam section	510	441	4.4	88 %
4.	Housekeeping	510	439	4.75	94 %
5.	Infrastructure	510	436	4.75	94 %
6.	General Facilities	510	434	4.42	88 %
*	Average of All Ratings		4.5		90.66 %

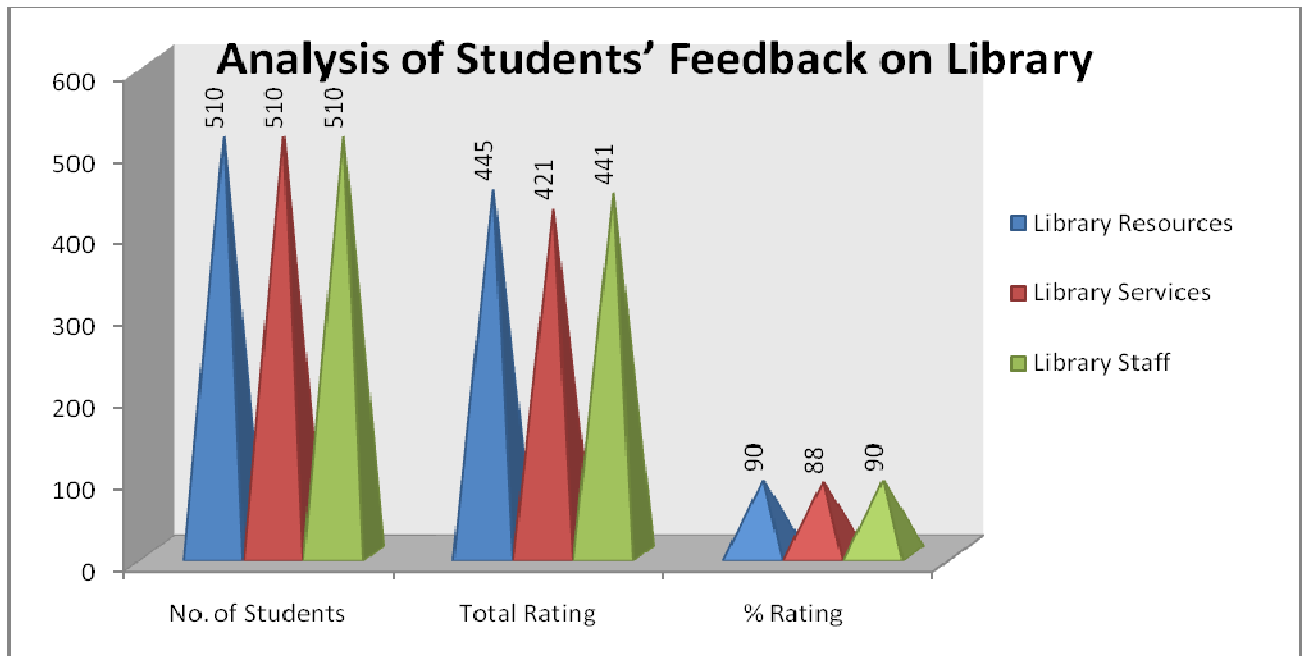
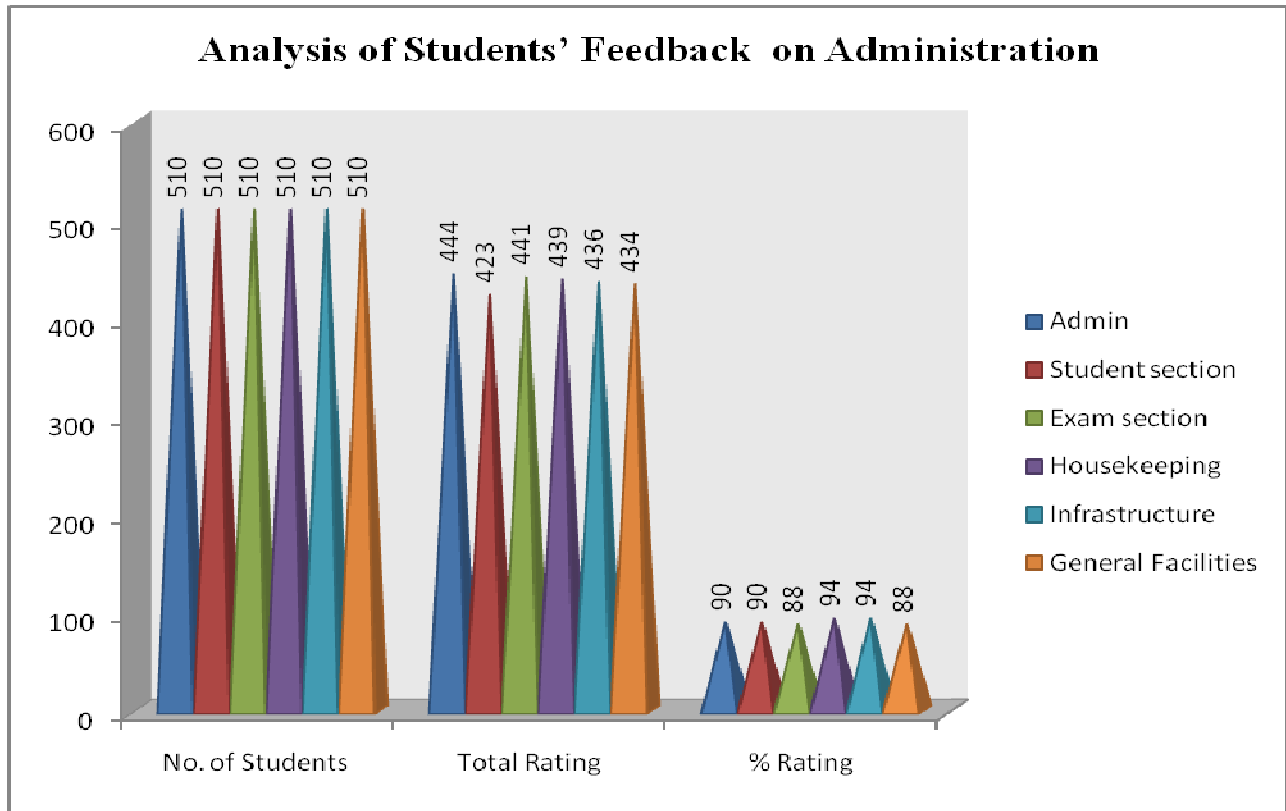
B) LIBRARY

Sr. No.	Attributes	No. of Students	Total Rating	Average Rating	% Ratings
1.	Library Resources	510	445	4.55	90 %
2.	Library Services	510	421	4.45	88 %
3.	Library Staff	510	441	4.55	90 %
*	Average of All Ratings		4.5		

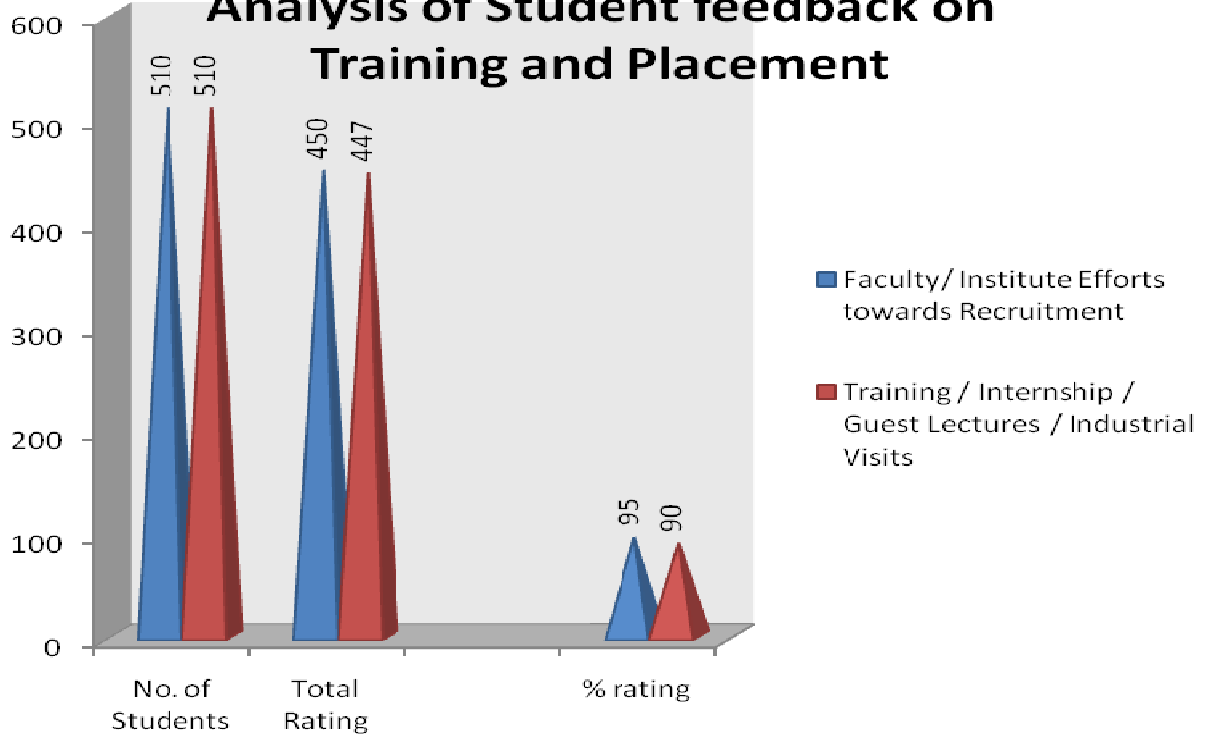
C) TRAINING AND PLACEMENT

Sr. No.	Attributes	No. of Students	Total Rating	Average Rating	% Ratings
1.	Faculty/ Institute Efforts towards Recruitment	510	450	4.7	95 %
2.	Training / Internship / Guest Lectures / Industrial Visits	510	447	4.5	90 %
*	Average of All Ratings		4.6	92.5 %	

Graphical Analysis of Students Feedback Response for Facilities Evaluation



Analysis of Student feedback on Training and Placement



OBSERVATION AND ACTION TAKEN FROM ABOVE ANALYSIS

Analysis Report on the Students' Feedback on Facilities Received

We have received feedback from 510 numbers of Students' through offline process.

Average Rating of students' Feedback for Facilities on Opinion of Students' found to be at 92.50 % Rank A(100-80).

The following are the observations on Students' Feedback on Facilities

1. Required fans in classrooms.
2. Provide Guidance Facility for further career Choices.
3. Arrange Sports and cultural events in college premises.

Action taken against Feedback

1. Fixed new fans.
2. Provided guidance facility for future of students.
3. Well maintained cultural as well as sports events Arranged like fresher's Party, Annual gathering, Farewell, kabaddi, volleyball matches in college premises.

6. GRADUATE EXIT SURVEY

Category: Graduate Exit Survey


Total number of Employer recorded feedback: 99

Total number of questions attempted: 10

Feedback Type: Offline

Screen Shot of Feedback Submission

ISO 9001:2008 Certified & NBA Accredited B.Pharm Course


Mahatma Gandhi Shikshan Mandal's
SMT. SHARADCHANDRIKA SURESH PATIL COLLEGE OF PHARMACY
Chopda Tal. Chopda Dist. Jalgaon, Maharashtra- 425 107

STUDENT'S EXIT SURVEY
(Session : 2020-21)

Student's Name	Ratil Niupam Jitendra				
Roll No.	1				
Address	13B, Mumdada Nogar, Amalner.				
Contact No.	985066227				
E-mail ID	76989693988@gmail.com				

Sr.No	Questionnaire	5	4	3	2	1
1	How much you satisfied with the facilities provided by the Institute?		✓			
2	How much technical know-how (both in Theory and practical) you gained at this Institute?	✓				
3	Academic activities taken by the institute to improve your technical knowledge useful in overall growth?	✓				
4	How much your grievances (if any) handled promptly and properly by the Institute authorities?	✓				
5	Level of workshops/conferences/seminar/Industrial Visits/Quality Improvement Programs organized by the department?		✓			
6	Carrier Guidance provided by the Institute?		✓			
7	Personality Development Opportunities?		✓			
8	Campus Recruitment held at Institute?		✓			
9	Students Club Activities held at Institute?	✓				

ny other suggestions: _____

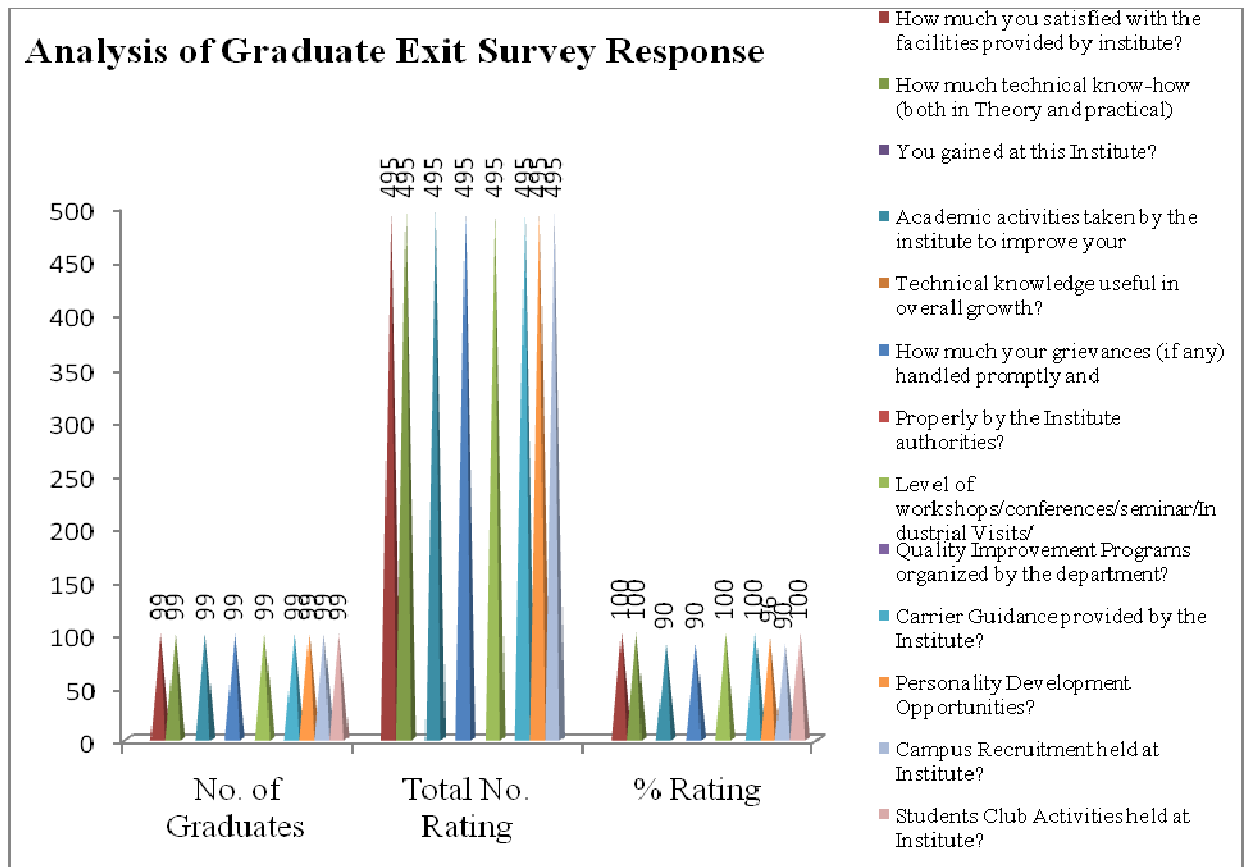
ote:

5 - Outstanding 4 - Excellent 3 - Very Good 2 - Good 1 - Average

Tabular Analysis of Graduate Exit Survey Response

Sr. No.	Attributes	No. of Graduates	Total No. Rating	Average Rating	% Ratings
1	How much you satisfied with the facilities provided by institute?	99	495	5.0	100 %
2	How much technical know-how (both in Theory and practical) You gained at this Institute?	99	495	5.0	100 %
3	Academic activities taken by the institute to improve your Technical knowledge useful in overall growth?	99	495	4.5	90 %
4	How much your grievances (if any) handled promptly and Properly by the Institute authorities?	99	495	4.5	90 %
5	Level of workshops/conferences/seminar/Industrial Visits/ Quality Improvement Programs organized by the department?	99	495	5.0	100 %
6	Carrier Guidance provided by the Institute?	99	495	5.0	100 %
7	Personality Development Opportunities?	99	495	4.7	96 %
8	Campus Recruitment held at Institute?	99	495	4.5	90 %
9	Students Club Activities held at Institute?	99		5.0	100 %
10	Any suggestion		Recorded		
*	Average of All Ratings		97.00%		

Graphical Analysis of Graduate Exit Survey Response Evaluation



OBSERVATION AND ACTION TAKEN FROM ABOVE ANALYSIS

Analysis Report on the Graduate Exit Survey

We have received feedback from 99 numbers of Students' through offline process.

Average Rating of students' Feedback for Graduates Exit Survey found to be at 97.00 %Scale for Opinion of students' found to be at Rank A (100-80).

The following are the observations on Graduate Exit Surveys' Feedback

1. Request to extend library time.
2. Make availability of large no. of National and International Journals.
3. Request to adapt digitalization in library and classrooms

Action taken against Feedback

1. Extended library time excepting exam schedule.
2. Available large no. of National and International Journals.
3. Made digital library.

7. ALUMNI FEEDBACK


Category: Alumni Feedback

Total number of Alumni recorded feedback: 99

Total number of questions attempted: 07

Feedback Type: Offline

Screen Shot of Feedback Submission


Mahatma Gandhi Shikshan Mandal's
SMT. SHARADCHANDRIKA SURESH PATIL COLLEGE OF PHARMACY
Chopda Tal. Chopda Dist. Jalgaon, Maharashtra- 425 107


Alumni Feedback Form

We would like to place on record that your co-operation and support has contributed in no small measure for this achievement.

We shall very much appreciate and be thankful if you can spare some of your valuable time to fill up this feedback form and give your valuable suggestions for further improvement of the institute.

Name of Alumni: MAHAJAN KAVERI ANIL
Course underwent: B-Pharmacy
Year of Passing: 2020-21
Email id : mahajankave81@gmail.com
Contact number: 8698866421, 9422578417
Higher Education: B-pharm
Current employment and duration:
Previous employment with duration:
May we request your views on the following?
Please tick

Attributes	Excellent	Very Good	Good	Average	Poor
Environment	✓				
Infrastructure	✓				
Faculty	✓				
Quality of support material	✓				
Training and Placement	✓				
Library	✓				
Overall Experience as a student	✓				

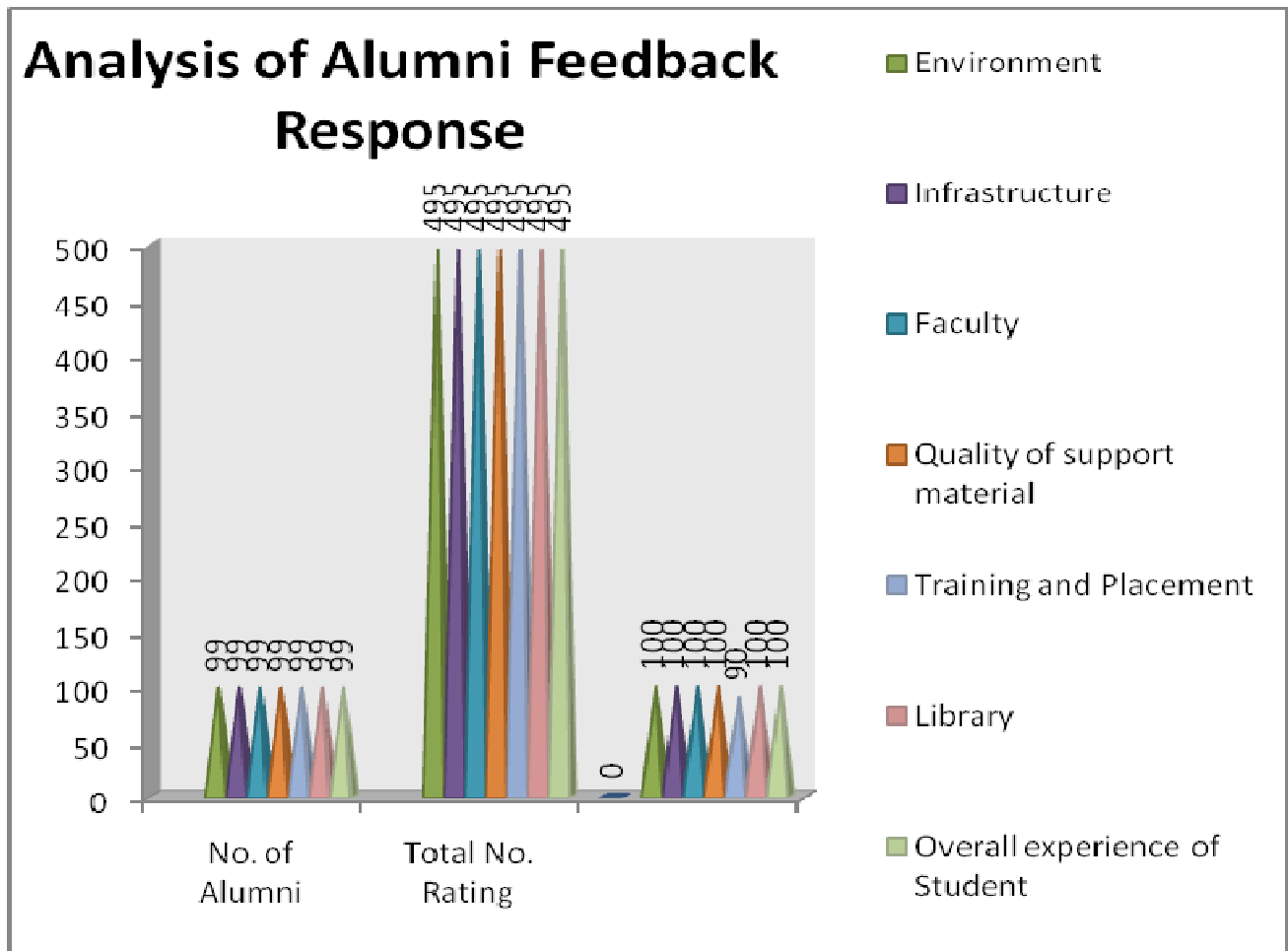

Signature

Alumni Asso./Dr.BSS

Tabular Analysis of Alumni Feedback Response

Sr. No.	Attributes	No. of Alumni	Total No. Rating	Average Rating	% Ratings
1.	Environment	99	495	5.0	100 %
2.	Infrastructure	99	495	5.0	100 %
3.	Faculty	99	495	5.0	100 %
4.	Quality of support material	99	495	5.0	100 %
5.	Training and Placement	99	495	4.5	90 %
6.	Library	99	495	5.0	100 %
7.	Overall experience of Student	99	495	5.0	100 %
8.	Any suggestion	Recorded			
*	Average of All Ratings	98.57 %			

Graphical Analysis of Alumni Feedback Response Evaluation



OBSERVATION AND ACTION TAKEN FROM ABOVE ANALYSIS

Analysis Report on the Alumni Feedback

We have received feedback from 99 numbers of Students'' through offline process.

Average Rating of Alumni feedback Response found to be at 98.57 % Scale for Opinion of Alumni's found to be at Rank A (100-80).

The following are the observations on Alumni Feedback

1. Please improve Online teaching with clear audio.
2. Wi-Fi Facility
3. Book Bank Facility

Action taken against Feedback

1. Improved quality of Uniform instructed to vendOnline teaching by using proper hardware's of teaching.
2. Made free Wi-Fi Campus with 128 KBPS
3. Done with Book bank Facility.

8. STAKEHOLDERS FEEDBACK

Category: Stakeholders Feedback


Total number of Employer recorded feedback: 8

Total number of questions attempted: 10

Feedback Type: Offline

Screen Shot of Feedback Submission

ISO 9001:2008 Certified & NBA Accredited B.Pharm Course


Mahatma Gandhi Shikshan Mandal's
SMT. SHARADCHANDRIKA SURESH PATIL COLLEGE OF PHARMACY
Chopda Tal. Chopda Dist. Jalgaon, Maharashtra- 425 107

STAKEHOLDER FEEDBACK FORM

ACADEMIC YEAR 2021-2022

STAKEHOLDER NAME: Mr. Mahesh Desale

ORGANIZATION: _____

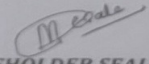
PHONE NO.: _____

MOBILE NO.: _____

NOTE: Smt. Sharadchandrika Suresh Patil College of Pharmacy, Chopda strives to provide education as per the changing needs of society and Students. Parents are important stakeholders of education, therefore their satisfaction is important to us. Parents are requested to give their feedback on the following features/facilities college is providing to their ward. Please rate each feature and assign numbers according to the following response scheme.

Sr. No.	Features	5	4	3	2	1
1	This organization has a clear mission, vision, and goals.		✓			
2	Are you interested to explore more about the work of this organization?	✓				
3	Do you understand your role in this organization?		✓			
4	Do you think that this organization helps the employee to perform well?			✓		
5	Do you think this organization is credible and accountable?	✓				
6	Do you get any advantages or benefits in working with this organization?			✓		
7	Student welfare system is effective and satisfactory?		✓			
8	Is various training programmes, cocurricular and extracurricular activities are sufficient?	✓				
9	Is institute incorporates moral and professional ethics?		✓			

Any other suggestions: _____

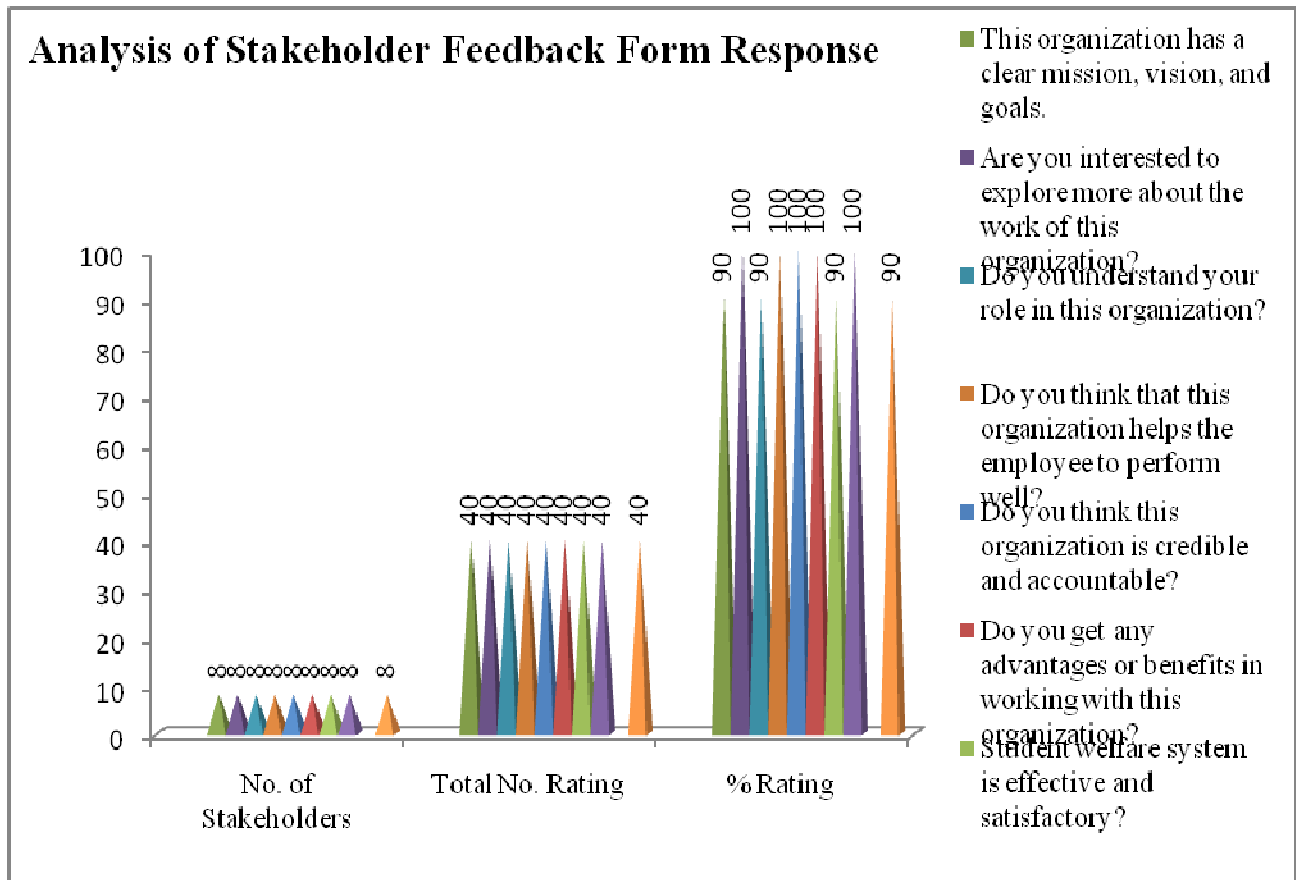

STAKEHOLDER SEAL AND SIGNATURE

Note:
5 - Outstanding 4 - Excellent 3 - Very Good 2 - Good 1 - Average

Tabular Analysis of Stakeholder Feedback Form Response

Sr. No.	Attributes	No. of Stakeholders	Total No. Rating	Average Rating	% Ratings
1.	This organization has a clear mission, vision, and goals.	8	40	4.5	90 %
2.	Are you interested to explore more about the work of this organization?	8	40	5.0	100 %
3.	Do you understand your role in this organization?	8	40	4.5	90 %
4.	Do you think that this organization helps the employee to perform well?	8	40	5.0	100 %
5.	Do you think this organization is credible and accountable?	8	40	5.0	100 %
6.	Do you get any advantages or benefits in working with this organization?	8	40	5.0	100 %
7.	Student welfare system is effective and satisfactory?	8	40	4.5	90 %
8.	Is various training programs, co-curricular and extracurricular activities are sufficient	8	40	5.0	100 %
9.	Is institute incorporates moral and professional ethics?	8	40	4.5	90 %
10.	Any suggestion	Recorded			
*	Average of All Ratings	95.55 %			

Graphical Analysis of Stakeholder Feedback Response Evaluation



OBSERVATION AND ACTION TAKEN FROM ABOVE ANALYSIS

Analysis Report on the Stakeholders Feedback Form Response

We have received feedback from 8 numbers through offline process.

Average Rating of Stakeholders feedback form Response found to be at 95.55 % Scale for Opinion of Stakeholders' found to be at Rank A (100-80).

The following are the observations on Stakeholders Feedback


1. To provide little more attention to enhance practical knowledge of students.
2. To take disciplinary action about attendance of students.
3. Students are facing so much challenges during online lecture so have some attention on same.

Action taken against Feedback

1. More potentially focused on students to enhance practical knowledge.
2. Designed attendance reporting to parents as a disciplinary action about attendance of students.
3. Due to Pandemic can't work on this, till we get new teaching guideline.



Dr. S. S. Mahajan
(Coordinator, IQAC)



Dr. J. C. Hundiwale
(Academic In charge)



Dr. G. P. Vadnere
(Principal)



PRINCIPAL
Mahatma Gandhi Shikshan Mandal's
Smt. Sharadchandrika Suresh Patil
College of Pharmacy,
Chopda Dist. Jalgaon (M.S.)



ISO 9001:2008 Certified & NBA Reaccredited B. Pharm Course
Mahatma Gandhi Shikshan Mandal's

Smt. Sharadchandrika Suresh Patil College of Pharmacy

Chopda-425107. Dist. Jalgaon, (M.S.), India.

Phone / Fax No - +91-2586-222366/223150. E-mail-bpharmchopda@yahoo.com

(Affiliated to Kavayitri Bahinabai Chaudhari North Maharashtra University, Approved by Govt. of Maharashtra and Pharmacy Council of India, New Delhi.)



Dr. Suresh G. Patil

Founder President

Adv. Sandeep S. Patil

President

Dr. G. P. Vadnere

Principal

Feedback Analysis and Action Taken Report

(Academic Year 2019-2020)

This Report has been prepared by following members

Sr. No.	Name of Member	Designation
1.	Dr. S.S. Mahajan	Coordinator, IQAC
2.	Dr. A. V. Patil	Academic In charge
3.	Dr. G. P. Vadnere	Principal

Internal Quality Assurance Cell (IQAC)
Smt. Sharadchandrika Suresh Patil College of Pharmacy, Chopda

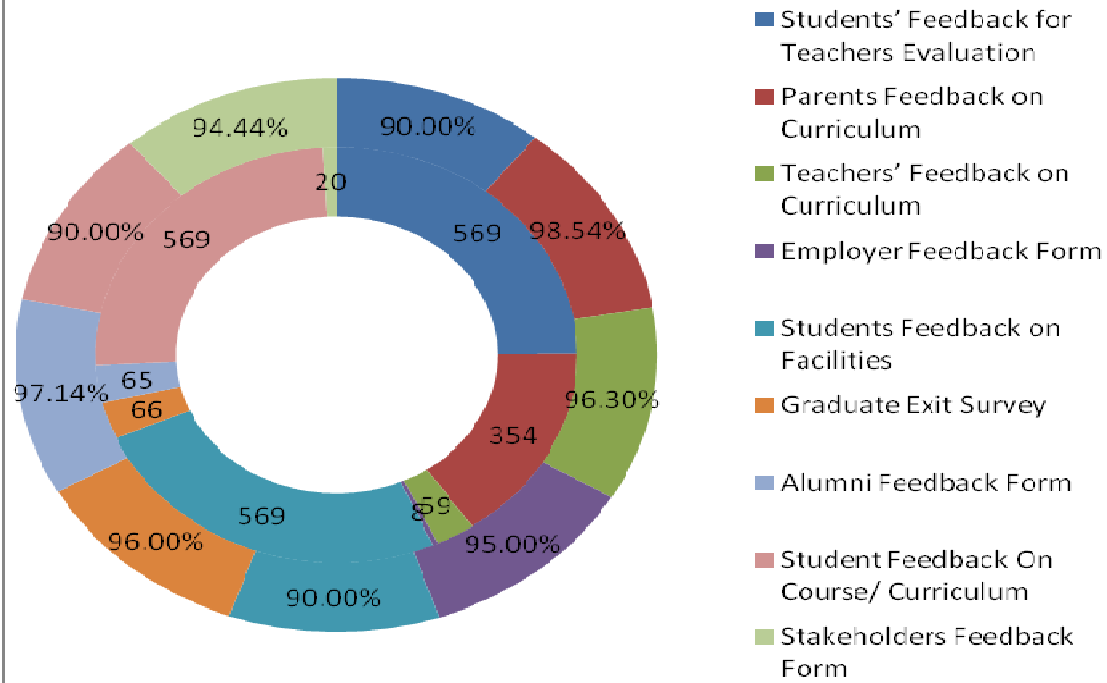
Being distinctive from its very start and founding, Smt. Sharadchandrika Suresh Patil College of Pharmacy, Chopda, has become a standard of quality and innovation for the field of education. With quality nutrition as its primary goal, the institute's IQAC has created a feedback method that begins with requesting input from diverse stakeholders using a structured rating-based feedback form. For continual improvement in curriculum creation and enrichment, the institution solicits feedback from students, instructors, alumnae, and employers. The analysis of the comments from stakeholders is summarized as follows for the period 2019-20.

Feedback Type: Offline

Summary of Statistics of Feedback Received

Sr. No.	Feedback Category	Total Numbers of Recorded Feedback	Average Opinions of Answer in Percentage
1.	Students' Feedback for Teachers Evaluation	569	90.00%
2.	Parents Feedback on Curriculum	354	98.54 %
3.	Teachers' Feedback on Curriculum	59	96.30 %
4.	Employer Feedback Form	08	95.00%
5.	Students Feedback on Facilities	569	90.00 %
6.	Graduate Exit Survey	66	96.00 %
7.	Alumni Feedback Form	65	97.14 %
8.	Student Feedback On Course/ Curriculum	569	90.00 %
9.	Stakeholders Feedback Form	20	94.44 %

Summary of Statistics of Feedback Received



**Average Rating of All Stakeholders Feedback Response found to be 94.15 %
Scale for Opinion of All Stakeholders found to be at Rank A (100-80).**

Sr. No.	Rank divided In between %	Rank given (A to E) on basis of Statistically
1.	100-80 %	A
2.	80-60%	B
3.	60-40%	C
4.	40-20%	D
5.	20-00%	E

1. STUDENTS' FEEDBACK FOR TEACHERS EVALUATION / COURSE / CURRICULUM / ADMINISTRATION / INFRASTRUCTURE

The questionnaire is intended to collect information relating to your satisfaction towards the faculty, teaching, learning, teachers evaluation, course, curriculum, administration, infrastructure and evaluation. The information provided by you will be kept confidential and will be used as important feedback for quality improvement of the program of studies/College. They should give ranking out of 5 for each attribute mentioned below by considering that the highest number indicates the best performance as below.

Directions

For each item please indicate your level of satisfaction with the following statement by clicking a score between 1 and 5. (*1 - Average, 2 – Good, 3 – Very Good, 4 – Excellent, 5 – Outstanding*)

Category: Students' Feedback

Total number of Students' recorded feedback: 569

Total number of questions attempted:

10 (On Teachers Evaluation, Course and Academics)

06 (On Administration)

11 (On Infrastructure)

Feedback Type: Offline (From SEM 1 to 8th)

Screen Shot of Feedback Submission

ACAD-R-29	SMT. SHARADCHANDRIKA SURESH PATIL COLLEGE OF PHARMACY, CHOPDA	Page 01/02
STUDENT FEEDBACK FORM		

Class: First Year Semester: 1st Sem, Division A Academic Year: 2019-2020

Student should express their views without any reservations. This Feedback will be used to improve the teaching learning and general administration process of the institute. They should give ranking out of 5 for each attribute mentioned below by considering that the highest number indicates the best performance as below.

A) ACADEMICS ,

1- Not Satisfactory 2- Satisfactory 3- Good 4- Very Good 5- Excellent

Sr. No.	Attributes	Name of Subject Taught				
		PH-1 (DR.BVJ)	PIC (DR.JCH)	HAP (DR.KDP)	PA--1 (Dr.AVP)	COMM.SKIL (DR.GPV)
1	Teaching Course Material & Lecture Preparation	5	5	3	1	4
2	Presentation Skills & Effectiveness	5	5	3	1	3
3	Technical Competence / Core Knowledge	5	5	4	1	4
4	Practical approach in conducting practical's / Theory & Innovation.	5	5	4	1	4
5	Fairness in internal assessment & evaluation	5	4	3	1	4
6	Punctuality / Regularity	5	5	3	1	3
7	Problem solving & Interaction with Students	5	5	3	1	4
8	Personal Counseling & guidance	5	5	4	1	3
9	Coverage of Syllabus	5	5	2	1	4
10	Use of Audio / Video teaching aids	5	5	4	1	3

General Suggestions regarding academics, if any:

Timing of Library will be increase.

B) ADMINISTRATION

1 -Not Satisfactory 2- Satisfactory 3- Good 4- Very Good 5- Excellent

Sr. No.	Attributes	Give Rating (out of 5)
1	Admin	5
2	Student section	5
3	Exam section	4
4	Housekeeping	5
5	Infrastructure	4
6	General Facilities	5

c) LIBRARY

Sr. No.	Attributes	Give Rating (out of 5)
1	Library Resources	5
2	Library Services	4
3	Library Staff	4

D) TRAINING AND PLACEMENT

Sr. No.	Attributes	Give Rating (out of 5)
1	Faculty/ Institute Efforts towards Recruitment	5
2	Training / Internship / Guest Lectures / Industrial Visits	4

Any other suggestions:

arrange the sports activities

Tabular Analysis of Students' Feedback Academics on basis of Questions

A) ACADEMICS

1- Not Satisfactory 2- Satisfactory 3- Good 4- Very Good 5- Excellent

Sr. No.	Attributes	No. of Subjects	No. of Students	Total rating (combined for 11 Subjects)	Average Rating	% Ratings
1.	Teaching Course Material & Lecture Preparation	12	569	6828	4.53	90 %
2.	Presentation Skills & Effectiveness	12	569	6828	4.73	94 %
3.	Technical Competence / Core Knowledge	12	569	6828	4.5	90 %
4.	Practical approach in conducting practical's / Theory & Innovation.	12	569	6828	4.57	90 %
5.	Fairness in internal assessment & evaluation	12	569	6828	4.49	88 %
6.	Punctuality / Regularity	12	569	6828	4.5	90 %
7.	Problem solving & Interaction with Students	12	569	6828	4.45	88 %
8.	Personal Counseling & guidance	12	569	6828	4.75	94 %
9.	Coverage of Syllabus	12	569	6828	4.75	94 %
10.	Use of Audio / Video teaching aids	12	569	6828	4.42	88 %
*	Average of All Ratings			4.40		88 %

B) ADMINISTRATION

1 -Not Satisfactory 2- Satisfactory 3- Good 4- Very Good 5- Excellent

Sr. No.	Attributes	No. of Students	Total Rating	Average Rating	% Ratings
1.	Admin	569	444	4.7	94 %
2.	Student section	569	423	4.58	90 %
3.	Exam section	569	441	4.4	89 %
4.	Housekeeping	569	439	4.5	90 %
5.	Infrastructure	569	436	4.58	90 %
6.	General Facilities	569	434	4.4	89 %
*	Average of All Ratings		4.5		90 %

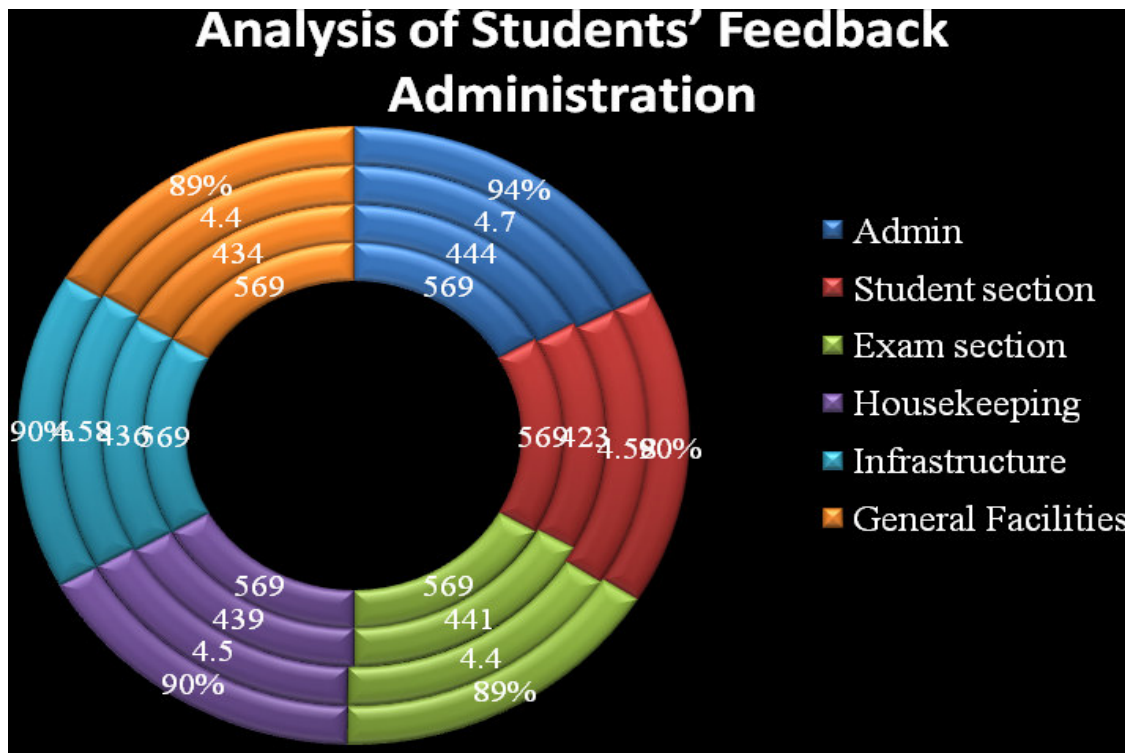
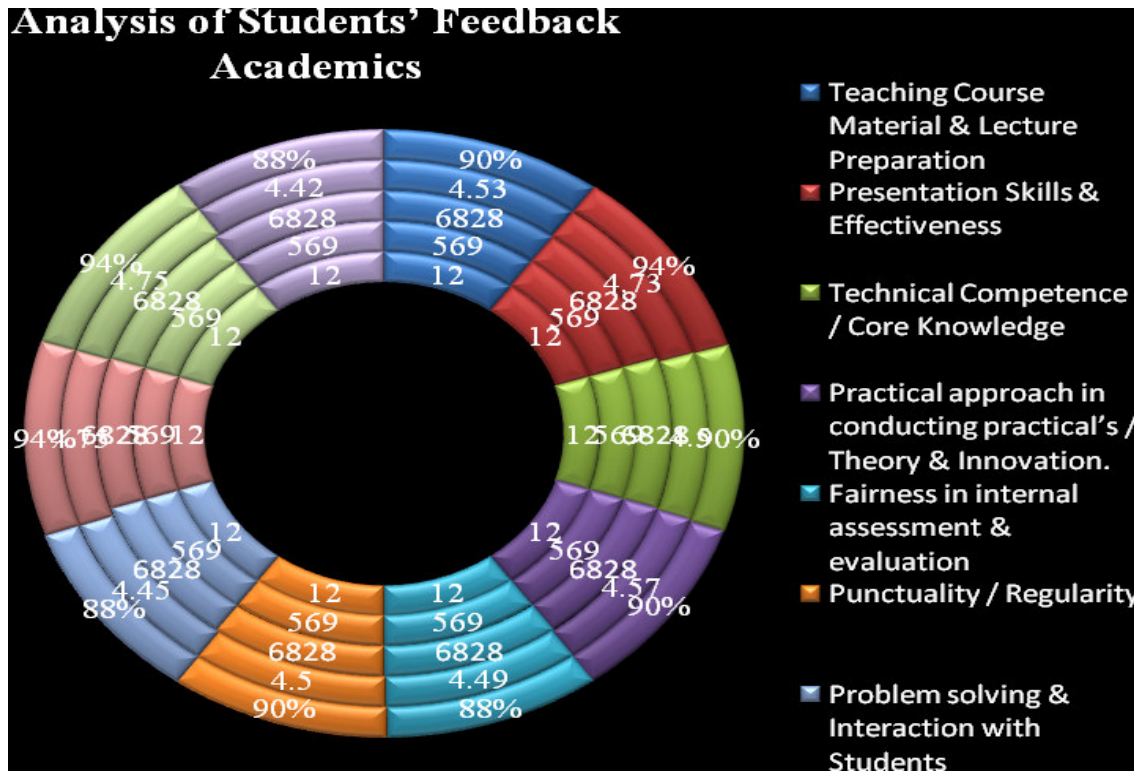
C) LIBRARY

Sr. No.	Attributes	No. of Students	Total Rating	Average Rating	% Ratings
1.	Library Resources	543	445	4.55	90 %
2.	Library Services	543	421	4.4	89 %
3.	Library Staff	543	441	4.64	92 %
*	Average of All Ratings		4.5		

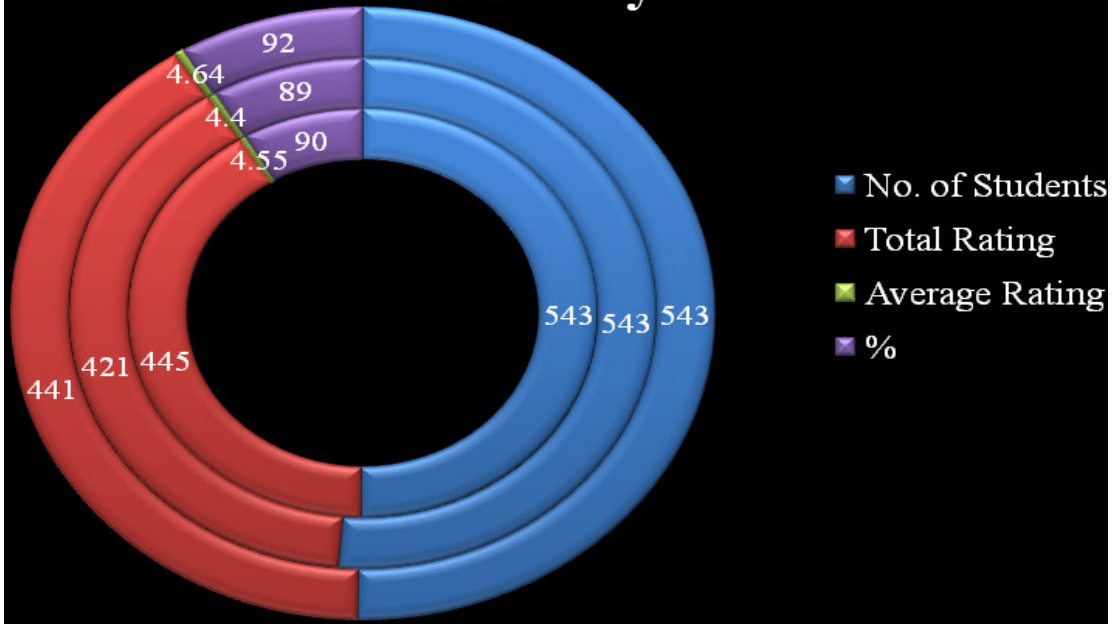
D) TRAINING AND PLACEMENT

Sr. No.	Attributes	No. of Students	Total Rating	Average Rating	% Ratings
1.	Faculty/ Institute Efforts towards Recruitment	569	450	4.7	90 %
2.	Training / Internship / Guest Lectures / Industrial Visits	569	447	4.5	90 %
*	Average of All Ratings		4.5	90 %	

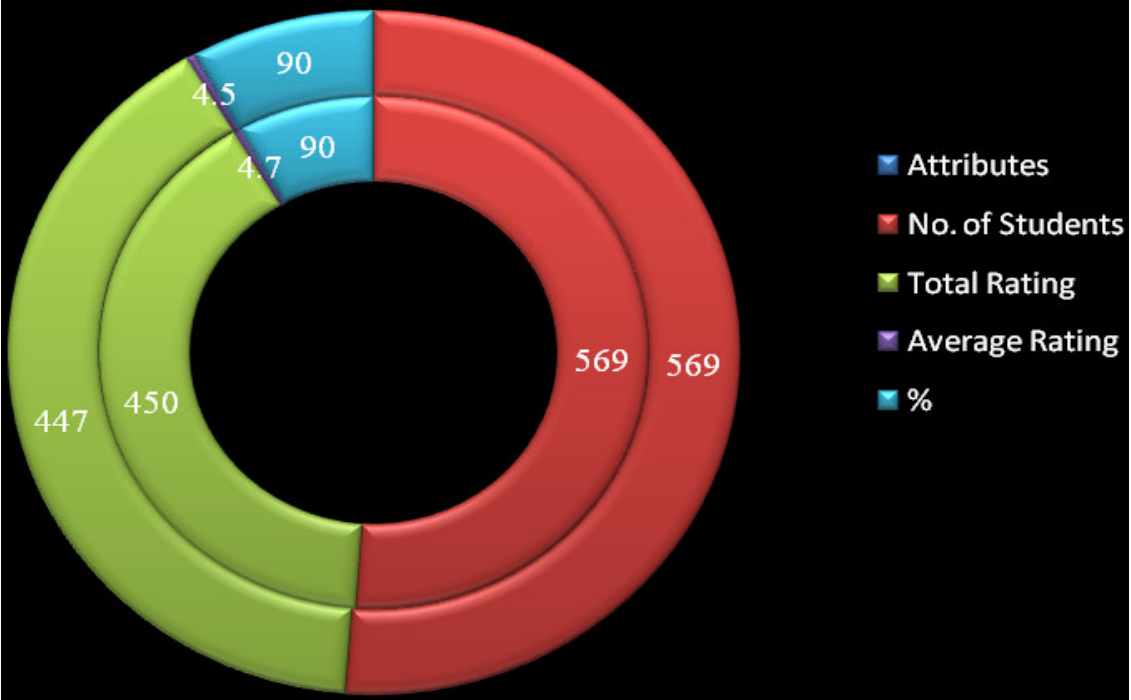
Graphical Analysis of Students' Feedback Response for Teachers Evaluation on Course / Curriculum / Administration / Infrastructure



Analysis of Students' Feedback Library



Analysis of Students' Feedback Training and Placement



OBSERVATION AND ACTION TAKEN FROM ABOVE ANALYSIS

Analysis Report on the Students' Feedback for Teacher's Evaluation / Course / Curriculum / Administration / Infrastructure

We have received feedback from 569 numbers of Students' through offline process.

Average Rating of Teachers' Feedback Response found to be at 90 %

Scale for Opinion of Teachers' found to be at Rank A (100-80).

The following are observations on Students' Feedback for Teachers Evaluation

1. Use of Audio Speaker System.
2. Use of PowerPoint presentations during lectures.
3. Repairing Benches.
4. Water cooler.

Action Taken on Feedback

1. Developed and utilized digital smart Audio System for students.
2. Use Of Power Point presentation increased for more concept clearance.
3. Repaired Benches.
4. Started water Cooler Facility.

is available at the	5	4	5	4	5	4	5	4
examinations are well in time with	5	4	5	4	5	4	5	4
of all units in								
freedom to adopt								
types/strategies of such as seminar	5	4	5	5	4	5	4	5
group and learners'								
the freedom to								
use new strategies of testing	5	4	5	4	5	4	5	4
of students.								
environment in the								
is conducive to research.	5	4	5	4	5	4	5	4
the situation is teacher								
friendly	5	4	5	4	5	4	5	4
provides good smooth support								
for teaching and research								
the university provides								
teaching and support	5	4	5	4	5	4	5	4
to members for their skills and								
resources.								
the university provides								
for professional	5	4	5	4	5	5	4	4
are non-fair.								

Suggestions if any

Emergency is not Available

Tabular Analysis of Teachers' Feedback on Curriculum Response

Sr. No.	Attributes	No. of Subjects	No. of Students	Total Rating	Average Rating	% Ratings
1.	Syllabus is suitable to the course	85	59	305	4.4	88 %
2.	Syllabus is need based.	85	59	305	4.5	90 %
3.	Aims and objectives of the syllabi are well defined and clear to teachers and students.	85	59	305	4.5	91 %
4.	Course content is followed by corresponding reference materials.	85	59	305	4.5	90 %
5.	Sufficient number of prescribed books are available in the Library.	85	59	305	4.4	88 %
6.	The course/syllabus has good balance between theory and application.	85	59	305	4.66	92 %
7.	The course/syllabus has made me interested in the subject area.	85	59	305	4.4	88 %
8.	The course/syllabus of this subject increased my knowledge and perspective in the subject area.	85	59	305	4.5	90 %
9.	The course/programme of studies carries sufficient number of optional papers	85	59	305	4.5	90 %
10.	The books prescribed/listed as reference materials are relevant, updated and appropriate.	85	59	305	4.4	88 %
11.	Infrastructural facilities, such as teacher's rooms/carrels, class rooms, reading rooms and toilets are available in the Department.	85	59	305	4.50	90 %
12.	Staff canteen is available at the faculty level.	85	59	305	4.52	90 %

13.	Tests and examinations are conducted well in time with proper coverage of all units in the syllabus.	85	59	305	4.4	88 %
14.	I have the freedom to adopt new techniques/strategies of teaching such as seminar presentations, group discussions and learners' participation.4.5	85	59	305	4.65	93 %
15.	I have the freedom to adopt/adapt new techniques/strategies of testing and assessment of students.	85	59	305	4.45	88 %
16.	The environment in the department is conducive to teaching and research.	85	59	305	4.65	93 %
17.	The administration is teacher friendly The University provides adequate and smooth support for projects and research facilities.	85	59	305	4.8	96 %
18.	The University provides adequate funding and support to faculty members for upgrading their skills and qualifications.	85	59	305	4.76	94 %
19.	Provisions for professional development are non-discriminatory and fair.	85	59	305	4.55	90 %
*	Average of All Ratings				4.5	90.3 %

Graphical Analysis of Teachers' Feedback Response for Curriculum Evaluation

Analysis of Teachers' Feedback on Curriculum Response



■ Syllabus is suitable to the course

■ Syllabus is need based.

■ Aims and objectives of the syllabi are well defined and clear to teachers and students.

■ Course content is followed by corresponding reference materials.

■ Sufficient number of prescribed books are available in the Library.

■ The course/syllabus has good balance between theory and application.

■ The course/syllabus has made me interested in the subject area.

■ The course/syllabus of this subject increased my knowledge and perspective in the subject area.

■ The course/programme of studies carries sufficient number of optional papers

■ The books prescribed/listed as reference materials are relevant, updated and appropriate.

■ Infrastructural facilities, such as teacher's rooms/carrels, class rooms, reading rooms and toilets are available in the Department.

■ Staff canteen is available at the faculty level.

■ Tests and examinations are conducted well in time with proper coverage of all units in the syllabus.

■ I have the freedom to adopt new techniques/strategies of teaching such as seminar presentations, group discussions and learners' participation.

■ I have the freedom to adopt/adapt new techniques/strategies of testing and assessment of students.

OBSERVATION AND ACTION TAKEN FROM ABOVE ANALYSIS

Analysis Report on the Teachers' Feedback on Curriculum Response Received

We have received feedback from 59 numbers of Teachers' through offline process.

Average Rating of Teachers' Feedback Response found to be at 90.3%

Scale for Opinion of Teachers' found to be at Rank A (100-80).

The following are the observations on Teachers' Feedback on Curriculum

1. Seminars/conferences on Study technique and Research papers can be organized.
2. Implement new teaching technologies for effective pedagogy.
3. Students' interaction with industries should be increased.

Action taken against Feedback


1. Seminars/conferences under the topic of current trends in field of pharmaceutical Study and Review and Research papers organized.
2. Implemented the required tools for effective teaching.
3. Arranged industrial visits and Training compulsory minimum for one month.

3. PARENTS' FEEDBACK ON CURRICULUM

Category: Parents' Feedback on Curriculum
Total number of Parents' recorded feedback: 354
Total number of questions attempted: 10
Feedback Type: Offline

Screen Shot of offline Feedback Submission

ISO 9001:2008 Certified & NBA Accredited B.Pharm Course


Mahatma Gandhi Shikshan Mandal's
SMT. SHARADCHANDRIKA SURESH PATIL COLLEGE OF PHARMACY
Chopda Tal. Chopda Dist. Jalgaon, Maharashtra- 425 107

PARENT FEEDBACK FORM
Academic Year 2019-2020

PARENT NAME (पालकाचे नाव): Anil Madhukar Sonwane
CLASS: FIRST YEAR B. PHARMACY
NAME OF STUDENT: Sonwanawase Anshika Anil
गल्याचे नाव व वर्ग)

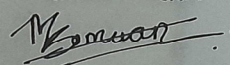
MOBILE NO. (फोन न.) 9130201772

NOTE: Smt. Sharadchandrika Suresh Patil College of Pharmacy, Chopda strives to provide education as per the changing needs of society and Students. Parents are important stakeholders of education, therefore their satisfaction is important to us. Parents are requested to give their feedback on the following features/facilities college is providing to their ward. Please rate each feature and assign numbers according to the following response scheme.

श्रीमती. शरदचंद्रिका सुरेश पाटील कॉलेज ऑफ फार्मसी, चोपडा हे समाज आणि विद्यार्थ्यांच्या बदलत्या गरजांनुसार शिक्षण देण्याचा प्रयत्न करते. पालक हे शिक्षणाचे महत्त्वाचे भागधारक आहेत, म्हणून त्यांचे समाधान आपल्यासाठी महत्त्वाचे आहे. पालकांना विनंती करण्यात आली आहे की त्यांनी त्यांच्या वॉर्डला कॉलेज देत असलेल्या खालील वैशिष्ट्ये/सुविधांबद्दल त्यांचा अभिप्राय द्यावा. कृपया प्रत्येक वैशिष्ट्याला रेट करा आणि खालील प्रतिसाद योजनेनुसार क्रमांक द्या.)

Sr. No.	Features	5	4	3	2	1
1	The Teaching-Learning Environment (अध्यापन-शिक्षण पर्यावरण)	✓				
2	System of Monitoring Student's Progress (विद्यार्थ्यांच्या प्रगतीचे निरीक्षण करण्याची प्रणाली)	✓				
3	Competence & Commitment of Faculty (प्राध्यापकांची क्षमता आणि वचनबद्धता)		✓			
4	Encouragement provided to students for Participation in Academic Forums (विद्यार्थ्यांना शैक्षणिक मंचांमध्ये सहभागी होण्यासाठी प्रोत्साहन दिले जाते)	✓				
5	Infrastructure Facilities (पायाभूत सुविधा)	✓				
6	Learning Resources such as Library, Internet, Computer etc. (लायब्ररी, इंटरनेट, कॉम्प्युटर इत्यादी शिकण्याची संसाधने.)	✓				
7	Support Services like Bank, Canteen, Student Center, Career Counseling Cell etc. (बँक, कॅन्टीन, विद्यार्थी केंद्र, करिअर समुपदेशन सेल इत्यादी सहाय्य सेवा.)	✓				
8	Enhancement of Student's Personality (विद्यार्थ्यांचे व्यक्तिमत्व वाढवणे)		✓			
9	Value Based Education (मूल्यावर आधारित शिक्षण)	✓				
10	Discipline Practices (शिस्तीचे आचरण)	✓				

Any other suggestions: college timing should be changed
इतर कोणत्याही सूचना असल्यास)

PARENT'S SIGNATURE
पालकाची स्वाक्षरी


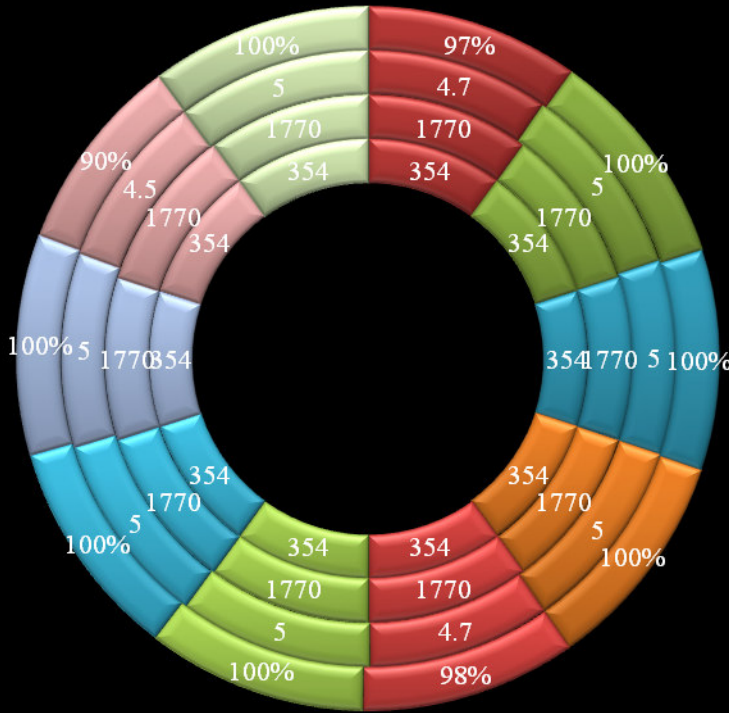
Note:
5 - Outstanding 4 - Excellent 3 - Very Good 2 - Good 1 - Average

Tabular Analysis of Parents' Feedback on Curriculum Response

Sr. No.	Attributes	No. of Parents	Total No. Rating	Average Rating	% Ratings
1.	The Teaching-Learning Environment (अध्यापन-शिक्षण पर्यावरण)	354	1770	4.7	97 %
2.	System of Monitoring Student's Progress (विद्यार्थ्यांच्या प्रगतीचे निरीक्षण करण्याची प्रणाली)	354	1770	5.0	100 %
3.	Competence & Commitment of Faculty (प्राध्यापकांची क्षमता आणि वचनबद्धता)	354	1770	5.0	100 %
4.	Encouragement provided to students for Participation in Academic Forums (विद्यार्थ्यांना शैक्षणिक मंचांमध्ये सहभागी होण्यासाठी प्रोत्साहन दिले जाते)	354	1770	5.0	100 %
5.	Infrastructure Facilities (पायाभूत सुविधा)	354	1770	4.7	98 %
6.	Learning Resources such as Library, Internet, Computer etc. (लायब्ररी, इंटरनेट, कॉम्प्युटर इत्यादी शिकण्याची संसाधने.)	354	1770	5.0	100 %
7.	Support Services like Bank, Canteen, Student Center, Career Counseling Cell etc. (बँक, कॅन्टीन, विद्यार्थी केंद्र, करिअर समुपदेशन सेल इत्यादी सहाय्य सेवा.)	354	1770	5.0	100 %
8.	Enhancement of Student's Personality (विद्यार्थ्यांचे व्यक्तिमत्व वाढवणे)	354	1770	5.0	100 %
9.	Value Based Education (मूल्यावर आधारित शिक्षण)	354	1770	4.5	90 %
10.	Discipline Practices (शिस्तीचे आचरण)	354	1770	5.0	100 %
*	Average of All Ratings	98.5%			

Graphical Analysis of Parents' Feedback Response for Curriculum Evaluation

Analysis of Parents' Feedback on Curriculum Response



- The Teaching-Learning Environment (अध्यापन-शिक्षण पर्यावरण)
- System of Monitoring Student's Progress
- (विद्यार्थ्यांच्या प्रगतीचे निरीक्षण करण्याची प्रणाली)
- Competence & Commitment of Faculty (प्राध्यापकांची क्षमता आणि वचनबद्धता)
- Encouragement provided to students for Participation in Academic Forums
- (विद्यार्थ्यांना शैक्षणिक मंचांमध्ये सहभागी होण्यासाठी प्रोत्साहन दिले जाते)
- Infrastructure Facilities (पायाभूत सुविधा)
- Learning Resources such as Library, Internet, Computer etc.
- (लायब्ररी, इंटरनेट, कॉम्प्युटर इत्यादी शिकण्याची साधने.)
- Support Services like Bank, Canteen, Student Center, Career Counseling Cell etc.
- (बँक, कॅन्टीन, विद्यार्थी केंद्र, करिअर समुपदेशन सेल इत्यादी सहाय्य सेवा.)
- Enhancement of Student's Personality (विद्यार्थ्यांचे व्यक्तिमत्त्व वाढवणे)
- Value Based Education (मूल्यावर आधारित शिक्षण)
- Discipline Practices (शिस्तीचे आचरण)

OBSERVATION AND ACTION TAKEN FROM ABOVE ANALYSIS

Analysis Report on the Parents' Feedback on Curriculum Received

We have received feedback from 354 numbers of Parents' through offline process.

Average Rating of Parents Response found to be at 98.5 %Scale for Opinion of College' found to be at Rank A (100-80).

The following are the observations on Parents' Feedback on Curriculum

1. Conduct the placement for girls in secured duty schedules.
2. Requested to run Health checkups for Students.
3. Available cold drinking water in summer.

Action taken against Feedback

1. Arranged No. of Campus drives in Collaboration with several reputed pharmacy industries.
2. Done with co-sponsored by GOVT. Medical Institute Jalgaon.
3. Done with Availability of cool water.

4. EMPLOYER FEEDBACK

Category: Employer Feedback


Total number of Employer recorded feedback: 08

Total number of questions attempted: 08

Feedback Type: Offline

Screen Shot of Feedback Submission

ISO 9001:2008 Certified & NBA Accredited B.Pharm Course



Mahatma Gandhi Shikshan Mandal's
SMT. SHARADCHANDRIKA SURESH PATIL COLLEGE OF PHARMACY
 Chopda Tal. Chopda Dist. Jalgaon, Maharashtra- 425 107

EMPLOYER FEEDBACK FORM

ACADEMIC YEAR 2019-2020

EMPLOYER NAME: Mr. Manish Kumar Jain

ORGANIZATION/COMPANY: Lupin Pvt. Ltd. Lardia marg. Indore.

POSITION: HR Manager.

PHONE NO.: +9122 66402323.

MOBILE NO.

Dear Employer,

Many graduates of our College, Smt.Sharadchandrika Suresh Patil College of Pharmacy, Chopda are already working in your organization. We are thankful to you for providing them employment with your prestigious Company/Organization. We shall very much appreciate and be grateful to you if you can spare some of your valuable time to fill up this feedback form. It will help us to improve the Institute further and give you better employees in future.

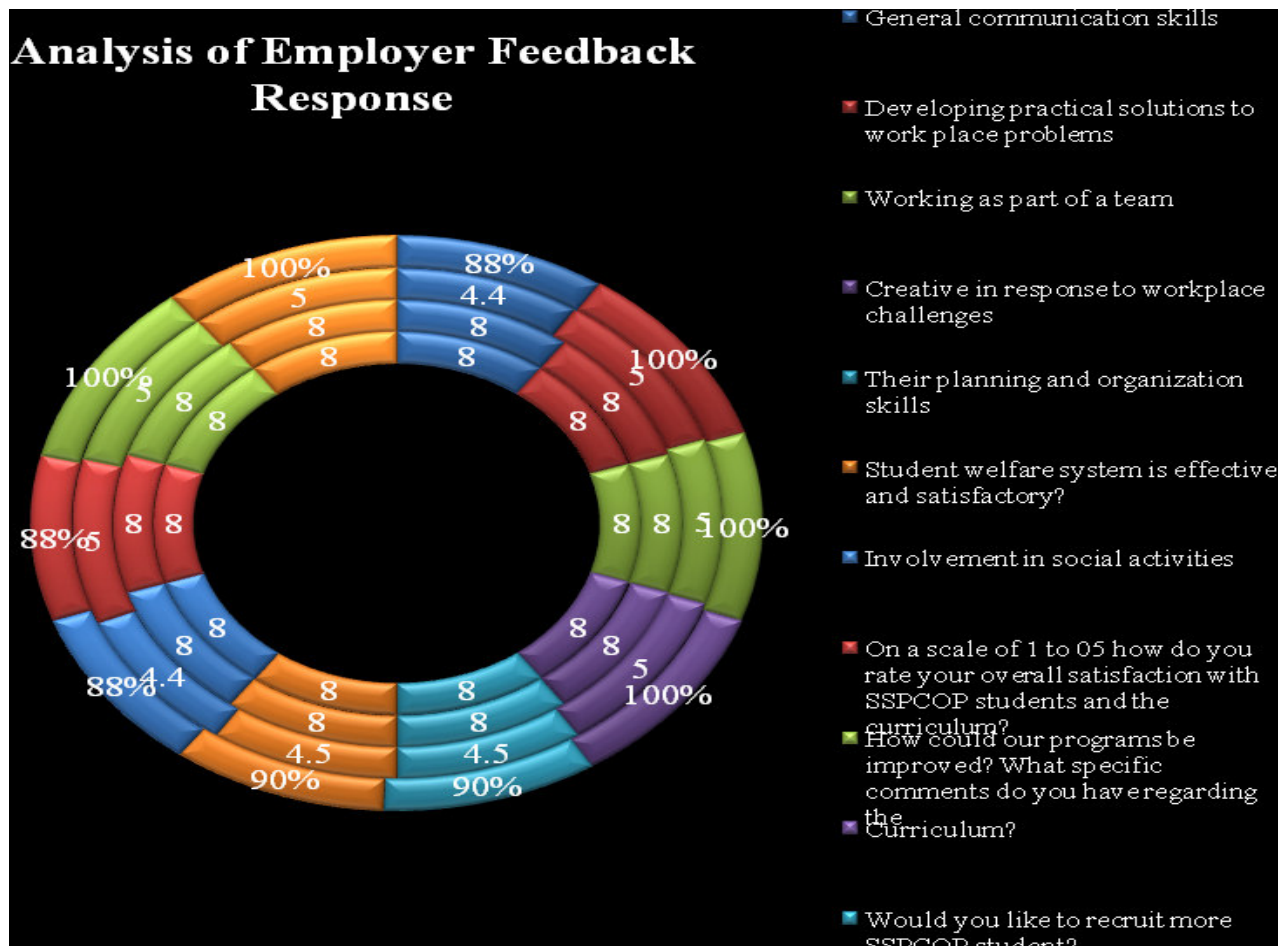
Tick the number that best describes your level of satisfaction at each question: 5 – Very Happy, 4 - Happy
 3 - Satisfied, 2- Not satisfied, 1 – Far from Satisfied.

Sr. No.	Features	5	4	3	2	1			
Q.1 How satisfied are you with the student/s work performance in each of these areas									
1	General communication skills	✓							
2	Developing practical solutions to work place problems	✓							
3	Working as part of a team	✓							
4	Creative in response to workplace challenges	✓							
5	Their planning and organization skills		✓						
6	Student welfare system is effective and satisfactory?	✓							
7	Involvement in social activities	✓							
Q.2 On a scale of 1 to 10 how do you rate your overall satisfaction with SSPCOP students and the curriculum?									
1	2	3	4	5	6	7	8	9	10
If you were dissatisfied with any aspect, please comment further:									

Tabular Analysis of Employer Feedback Response

Sr. No.	Attributes	No. of Employer's	Total no. Rating	Average Rating	% Ratings
1.	How satisfied are you with the student/s work performance in each of these areas				
A	General communication skills	8	8	4.4	88 %
B	Developing practical solutions to work place problems	8	8	5.0	100 %
C	Working as part of a team	8	8	5.0	100 %
D	Creative in response to workplace challenges	8	8	5.0	100 %
E	Their planning and organization skills	8	8	4.5	90 %
F	Student welfare system is effective and satisfactory?	8	8	4.5	90 %
G	Involvement in social activities	8	8	4.4	88 %
2.	On a scale of 1 to 05 how do you rate your overall satisfaction with SSPCOP students and the curriculum?	8	8	5.0	88 %
3.	How could our programs be improved? What specific comments do you have regarding the Curriculum? Would you like to recruit more SSPCOP student?	8	8	5.0	100 %
4.	Would you refer us to other organization(s)?	8	8	5.0	100 %
*	Average of All Ratings	95.0 %			

Graphical Analysis of Employer Feedback Response Evaluation



OBSERVATION AND ACTION TAKEN FROM ABOVE ANALYSIS

Analysis Report on the Employers' Feedback Received

We have received feedback from 08 numbers of Employers' through offline process.

*Average Rating of Employers' Feedback Response found to be at **95.00 %** Scale for Opinion of Employers' found to be 80.37% at Rank A (100-80).*

The following are the observations on Employers' Feedback

1. Need to improve Communication skill.
2. Internships/Project works have to be increased to gain actual knowledge of work place.
3. Syllabi be made more interesting and relevant as per the requirement of the industry.
4. Need to be filled Academic loss of students due to pandemic especially practical techniques.

Action taken against Feedback

1. Started Language lab facility for communication skill development
- 2 Arranged industrial visits and Training compulsory minimum for one month with college's official permission.
3. By using demonstrations and smart learning tools Syllabi made more interesting and relevant and easier for students.
4. Repeated practical's of previous one by utilizing free weekly half sessions of students.

5. STUDENTS FEEDBACK ON FACILITIES

Category: Students Feedback on Facilities

Total number of recorded feedback: 569

Total number of questions attempted: 11

Feedback Type: Offline

Screen Shot of Feedback Submission

B) ADMINISTRATION

1 -Not Satisfactory 2- Satisfactory 3- Good 4- Very Good 5- Excellent

Sr. No.	Attributes	Give Rating (out of 5)
1	Admin	5
2	Student section	5
3	Exam section	4
4	Housekeeping	5
5	Infrastructure	4
6	General Facilities	5

c) LIBRARY

Sr. No.	Attributes	Give Rating (out of 5)
1	Library Resources	5
2	Library Services	4
3	Library Staff	4

D) TRAINING AND PLACEMENT

Sr. No.	Attributes	Give Rating (out of 5)
1	Faculty/ Institute Efforts towards Recruitment	5
2	Training / Internship / Guest Lectures / Industrial Visits	4

Any other suggestions:

arrange the sports activities

Tabular Analysis of Students Feedback on Facilities Response

A) ADMINISTRATION

1 -Not Satisfactory 2- Satisfactory 3- Good 4- Very Good 5- Excellent

Sr. No.	Attributes	No. of Students	Total Rating	Average Rating	% Ratings
1.	Admin	569	465	4.66	92 %
2.	Student section	569	447	4.58	90 %
3.	Exam section	569	478	4.61	92 %
4.	Housekeeping	569	456	5.0	100 %
5.	Infrastructure	569	434	4.5	90 %
6.	General Facilities	569	434	4.61	92 %
*	Average of All Ratings		4.5		90 %

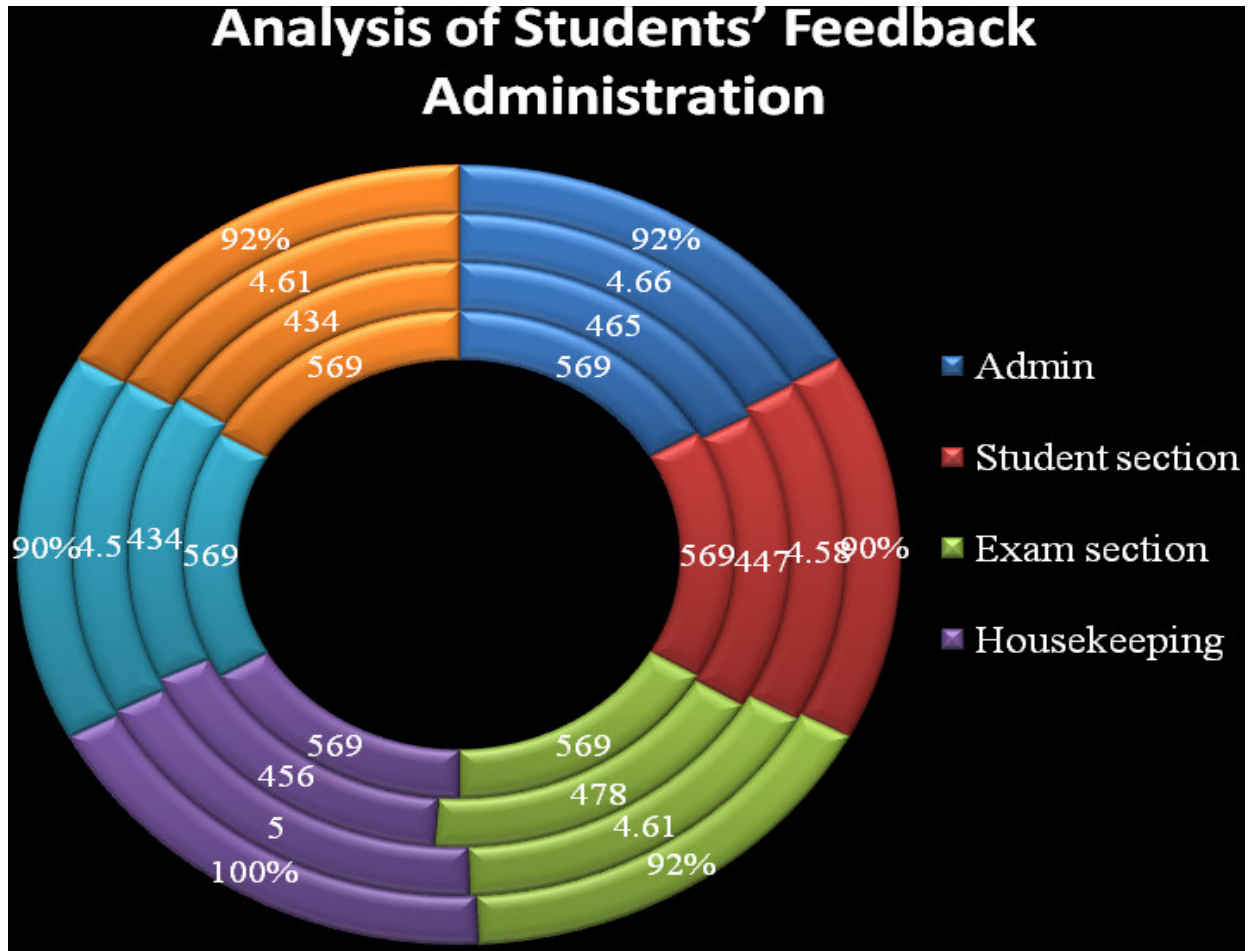
B) LIBRARY

Sr. No.	Attributes	No. of Students	Total Rating	Average Rating	% Ratings
1.	Library Resources	569	445	4.43	88 %
2.	Library Services	569	423	4.43	88 %
3.	Library Staff	569	441	4.64	92 %
*	Average of All Ratings		4.4		88%

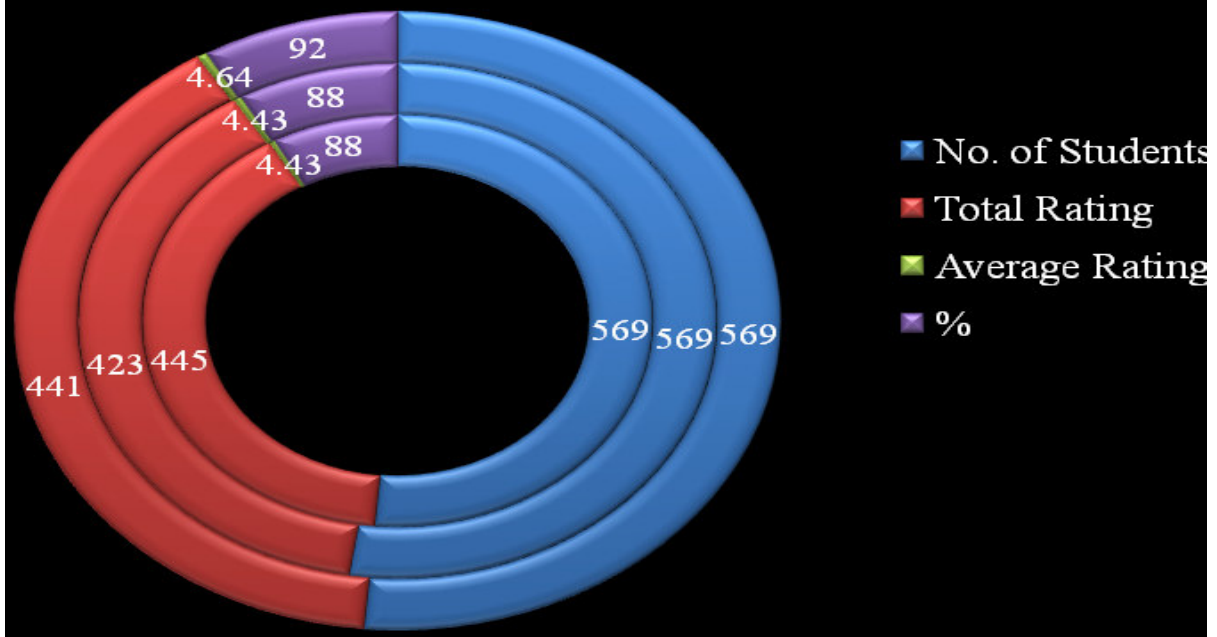
C) TRAINING AND PLACEMENT

Sr. No.	Attributes	No. of Students	Total Rating	Average Rating	% Ratings
1.	Faculty/ Institute Efforts towards Recruitment	569	450	4.7	94 %
2.	Training / Internship / Guest Lectures / Industrial Visits	569	447	4.7	90 %
*	Average of All Ratings		4.7		92.0 %
Mean of all above three tables					90.00 %

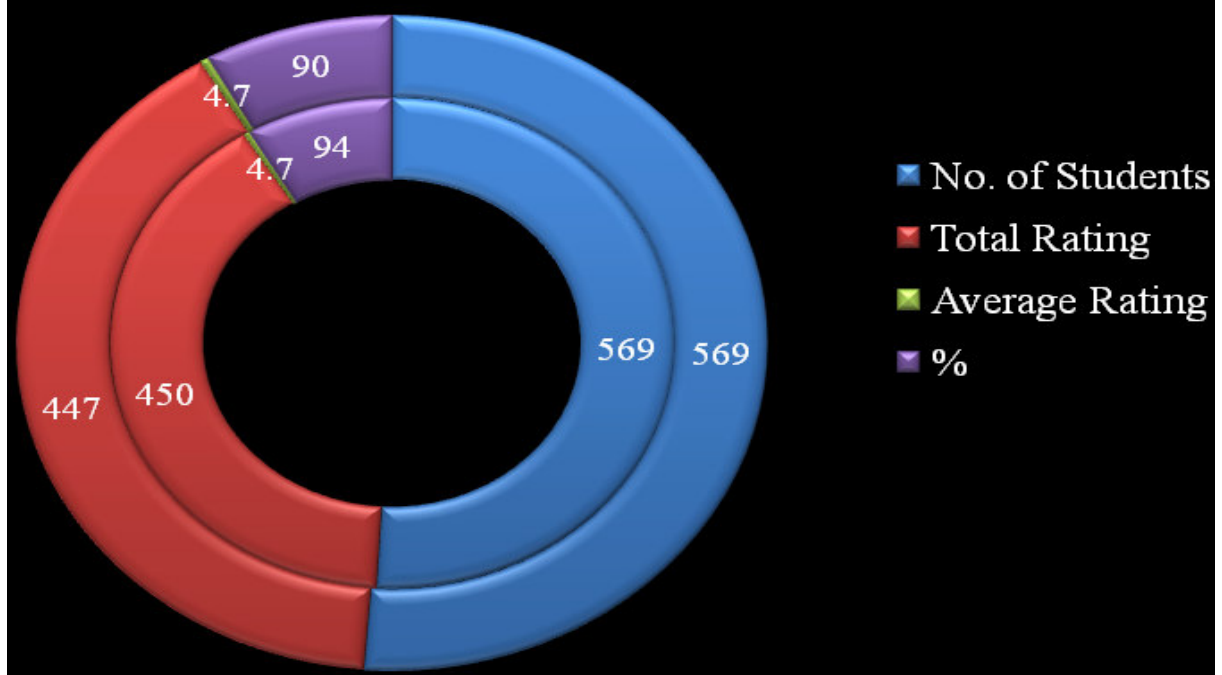
Graphical Analysis of Students Feedback Response for Facilities Evaluation



Analysis of Students' Feedback on Library



Analysis of Students' Feedback on Training And Placement



OBSERVATION AND ACTION TAKEN FROM ABOVE ANALYSIS

Analysis Report on the Students' Feedback on Facilities Received

We have received feedback from 569 numbers of Students' through offline process.

*Average Rating of students' Feedback for Facilities on Opinion of Students' found to be at **90.00 % Rank A(100-80).***

The following are the observations on Students' Feedback on Facilities

1. Required fans in classrooms.
2. Provide Guidance Facility while admission process.
3. Arrange Sports and cultural events in college premises.

Action taken against Feedback

1. Fixed new fans.
2. Provided guidance facility.
3. Well maintained cultural as well as sports events Arranged like fresher's Party, Annual gathering, Farewell, kabaddi, volleyball matches in college premises.

6. GRADUATE EXIT SURVEY

Category: Graduate Exit Survey


Total number of Employer recorded feedback: 66

Total number of questions attempted: 10

Feedback Type: Offline

Screen Shot of Feedback Submission


ISO 9001:2008 Certified & NBA Accredited B.Pharm Course


Mahatma Gandhi Shikshan Mandal's
SMT. SHARADCHANDRIKA SURESH PATIL COLLEGE OF PHARMACY
Chopda Tal. Chopda Dist. Jalgaon, Maharashtra- 425 107

STUDENT'S EXIT SURVEY
(Session : 2019-20)

Student's Name	Gadhari Arpit Bhagwan					
Roll No.	1					
Address	At - Pande Nagar, BAMBHIRI Post - KARODA, Tal - ERANDOL					
Contact No.	9975719579					
E-mail ID	arpitgadh777@gmail.com					
S. No	Questionnaire	5	4	3	2	1
1	How much you satisfied with the facilities provided by the Institute?	✓				
2	How much technical know-how (both in Theory and practical) you gained at this Institute?		✓			
3	Academic activities taken by the institute to improve your technical knowledge useful in overall growth?	✓				
4	How much your grievances (if any) handled promptly and properly by the Institute authorities?	✓				
5	Level of workshops/conferences/seminar/Industrial Visits/Quality Improvement Programs organized by the department?		✓			
	Carrier Guidance provided by the Institute?					
7	Personality Development Opportunities?	✓				
8	Campus Recruitment held at Institute?	✓				
9	Students Club Activities held at Institute?		✓			

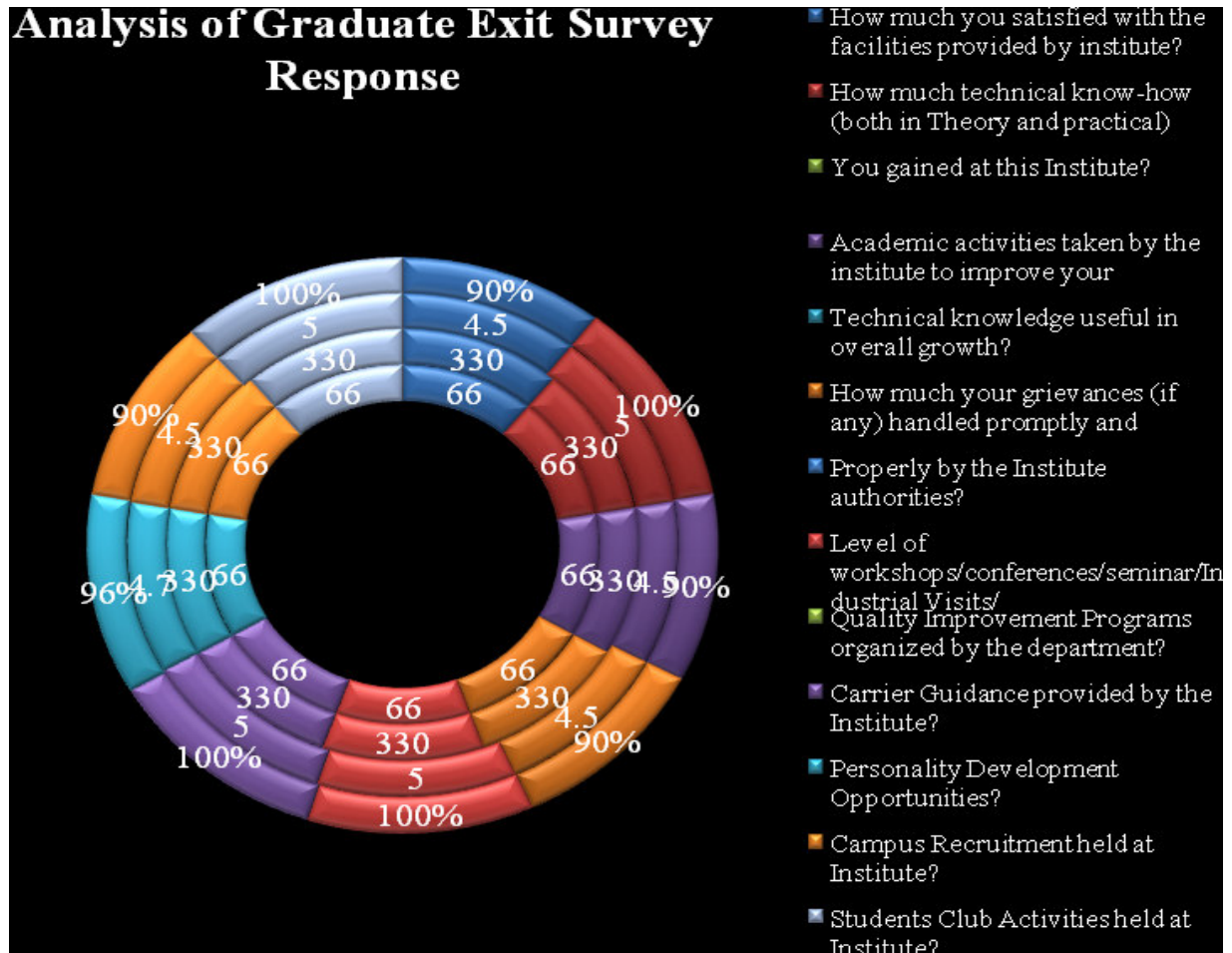
Any other suggestions: _____

Note:  5 - Outstanding 4 - Excellent 3 - Very Good 2 - Good 1 - Average

Tabular Analysis of Graduate Exit Survey Response

Sr. No.	Attributes	No. of Graduates	Total No. Rating	Average Rating	% Ratings
1	How much you satisfied with the facilities provided by institute?	66	330	4.5	90 %
2	How much technical know-how (both in Theory and practical) You gained at this Institute?	66	330	5.0	100 %
3	Academic activities taken by the institute to improve your Technical knowledge useful in overall growth?	66	330	4.5	90 %
4	How much your grievances (if any) handled promptly and Properly by the Institute authorities?	66	330	4.5	90 %
5	Level of workshops/conferences/seminar/Industrial Visits/ Quality Improvement Programs organized by the department?	66	330	5.0	100 %
6	Carrier Guidance provided by the Institute?	66	330	5.0	100 %
7	Personality Development Opportunities?	66	330	4.7	96 %
8	Campus Recruitment held at Institute?	66	330	4.5	90 %
9	Students Club Activities held at Institute?	66	330	5.0	100 %
10	Any suggestion	Recorded			
*	Average of All Ratings	96.00%			

Graphical Analysis of Graduate Exit Survey Response Evaluation



OBSERVATION AND ACTION TAKEN FROM ABOVE ANALYSIS

Analysis Report on the Graduate Exit Survey

We have received feedback from 66 numbers of Students' through offline process.

*Average Rating of students' Feedback for Graduates Exit Survey found to be at **96.00 %**Scale for Opinion of students' found to be at Rank A (100-80).*

The following are the observations on Graduate Exit Surveys' Feedback

1. Request to adapt digitalization in library and classrooms.
2. Make availability of large no. of National and International Journals.
3. Request to extend library time.

Action taken against Feedback

1. Made digital library.
2. Available large no. of National and International Journals.
3. Extended library time excepting exam schedule.

7. ALUMNI FEEDBACK


Category: Alumni Feedback

Total number of Alumni recorded feedback: 65

Total number of questions attempted: 07

Feedback Type: Offline

Screen Shot of Feedback Submission


Mahatma Gandhi Shikshan Mandal's
SMT. SHARADCHANDRIKA SURESH PATIL COLLEGE OF PHARMACY
Chopda Tal. Chopda Dist. Jalgaon, Maharashtra- 425 107

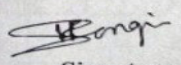
Alumni Feedback Form

We would like to place on record that your co-operation and support has contributed in no small measure for this achievement.

We shall very much appreciate and be thankful if you can spare some of your valuable time to fill up this feedback form and give your valuable suggestions for further improvement of the institute.

Name of Alumni: - Harshali Ramesh Songire
Course underwent: - B.Pharmacy
Year of Passing: - 2019-2020
Email id : harshalisongire2898@gmail.com
Contact number: - 7972824616
Higher Education: - B.Pharmacy
Current employment and duration: -
Previous employment with duration: -
May we request your views on the following?
Please tick

Attributes	Excellent	Very Good	Good	Average	Poor
Environment	✓				
Infrastructure		✓			
Faculty	✓				
Quality of support material	✓				
Training and Placement					✓
Library	✓				
Overall Experience as a student		✓			

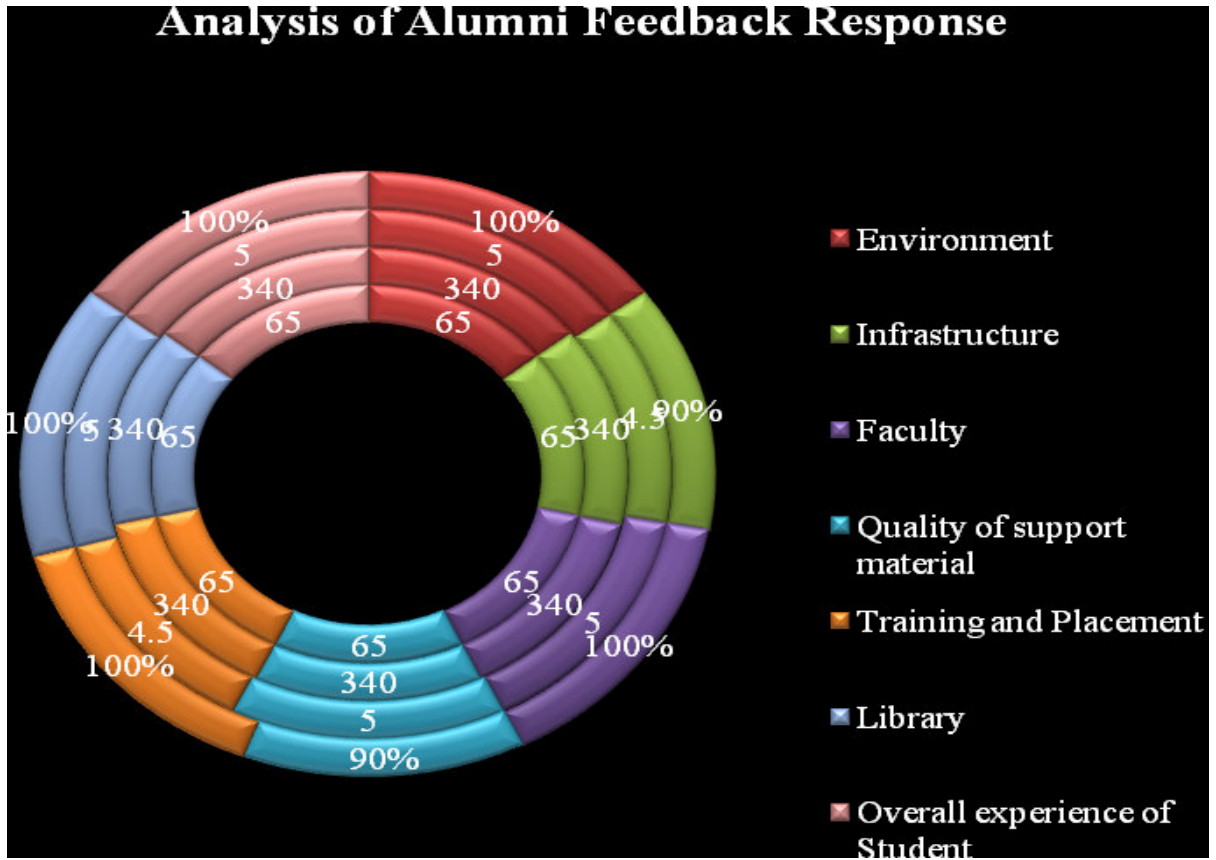

Signature

Alumni Asso./Dr.BSS

Tabular Analysis of Alumni Feedback Response

Sr. No.	Attributes	No. of Alumni	Total No. Rating	Average Rating	% Ratings
1.	Environment	65	340	5.0	100 %
2.	Infrastructure	65	340	4.5	90 %
3.	Faculty	65	340	5.0	100 %
4.	Quality of support material	65	340	5.0	90 %
5.	Training and Placement	65	340	4.5	100 %
6.	Library	65	340	5.0	100 %
7.	Overall experience of Student	65	340	5.0	100 %
8.	Any suggestion	Recorded			
*	Average of All Ratings	97.14 %			

Graphical Analysis of Alumni Feedback Response Evaluation



OBSERVATION AND ACTION TAKEN FROM ABOVE ANALYSIS

Analysis Report on the Alumni Feedback

We have received feedback from 65 numbers of Students'' through offline process.

Average Rating of Alumni feedback Response found to be at 97.14 % Scale for Opinion of Alumni's found to be at Rank A (100-80).

The following are the observations on Alumni Feedback

1. Please improve quality Uniform.
2. Wi-Fi Facility
3. Book Bank Facility

Action taken against Feedback

1. Improved quality of Uniform instructed to vendor.
2. Made free Wi-Fi Campus with 128 KBPS
3. Done with Book bank Facility.

8. STAKEHOLDERS FEEDBACK

Category: Stakeholders Feedback


Total number of Employer recorded feedback: 20

Total number of questions attempted: 10

Feedback Type: Offline

Screen Shot of Feedback Submission

ISO 9001:2008 Certified & NBA Accredited B.Pharm Course


Mahatma Gandhi Shikshan Mandal's
SMT. SHARADCHANDRIKA SURESH PATIL COLLEGE OF PHARMACY
Chopda Tal. Chopda Dist. Jalgaon, Maharashtra- 425 107

STAKEHOLDER FEEDBACK FORM

ACADEMIC YEAR 20 -2019-20

STAKEHOLDER NAME: Suresh Bhila Chaudhari

ORGANIZATION: Buisness (parent)

PHONE NO.: _____

MOBILE NO. _____

NOTE: Smt. Sharadchandrika Suresh Patil College of Pharmacy, Chopda strives to provide education as per the changing needs of society and Students. Parents are important stakeholders of education, therefore their satisfaction is important to us. Parents are requested to give their feedback on the following features/facilities college is providing to their ward. Please rate each feature and assign numbers according to the following response scheme.

Sr. No.	Features	5	4	3	2	1
1	This organization has a clear mission, vision, and goals.	✓				
2	Are you interested to explore more about the work of this organization?		✓			
3	Do you understand your role in this organization?	✓				
4	Do you think that this organization helps the employee to perform well?	✓				
5	Do you think this organization is credible and accountable?		✓			
6	Do you get any advantages or benefits in working with this organization?	✓				
7	Student welfare system is effective and satisfactory?	✓				
8	Is various training programmes, cocurricular and extracurricular activities are sufficient?	✓				
9	Is institute incorporates moral and professional ethics?	✓				

Any other suggestions: _____

Behaudhari
STAKEHOLDER SEAL AND SIGNATURE

Note:
5 - Outstanding 4 - Excellent 3 - Very Good 2 - Good 1 - Average

Tabular Analysis of Stakeholder Feedback Form Response

Sr. No.	Attributes	No. of Stakeholders	Total No. Rating	Average Rating	% Ratings
1.	This organization has a clear mission, vision, and goals.	20	100	4.5	90 %
2.	Are you interested to explore more about the work of this organization?	20	100	5.0	100 %
3.	Do you understand your role in this organization?	20	100	4.5	90 %
4.	Do you think that this organization helps the employee to perform well?	20	100	5.0	100 %
5.	Do you think this organization is credible and accountable?	20	100	5.0	100 %
6.	Do you get any advantages or benefits in working with this organization?	20	100	4.5	90 %
7.	Student welfare system is effective and satisfactory?	20	100	4.5	90 %
8.	Is various training programs, co-curricular and extracurricular activities are sufficient	20	100	4.5	90 %
9.	Is institute incorporates moral and professional ethics?	20	100	5.0	100 %
10.	Any suggestion	Recorded			
*	Average of All Ratings	94.44 %			

Graphical Analysis of Stakeholder Feedback Response Evaluation

Analysis of Stakeholder Feedback Form Response



- This organization has a clear mission, vision, and goals.
- Are you interested to explore more about the work of this organization?
- Do you understand your role in this organization?
- Do you think that this organization helps the employee to perform well?
- Do you think this organization is credible and accountable?
- Do you get any advantages or benefits in working with this organization?
- Student welfare system is effective and satisfactory?
- Is various training programs, co-curricular and extracurricular activities are
- Is institute incorporates moral and professional ethics?

OBSERVATION AND ACTION TAKEN FROM ABOVE ANALYSIS

Analysis Report on the Stakeholders Feedback Form Response

We have received feedback from 20 numbers through offline process.

Average Rating of Stakeholders feedback form Response found to be at 94.44 % Scale for Opinion of Stakeholders' found to be at Rank A (100-80).

The following are the observations on Stakeholders Feedback

1. To take disciplinary action about attendance of students.
2. To provide little more attention to enhance practical knowledge of students.
3. Engage students in whole college time.
4. Students are facing so much challenges during online lecture so have some attention on same.

Action taken against Feedback

1. Designed attendance reporting to parents as a disciplinary action about attendance of students.
2. More potentially focused on students to enhance practical knowledge.
3. By giving mini tasks relatively depended on Academics to make them engaged.
4. Deu to Pandemic cant work on this, till we get new teaching guideline.



Dr. S. S. Mahajan
(Coordinator, IQAC)



Dr. A. V. Patil
(Academic In charge)



Dr. G. P. Vadhane
(Principal)



PRINCIPAL
Mahatma Gandhi Shikshan Mandal's
Smt. Sharadchandrika Suresh Patil
College of Pharmacy,
Chopda Dist. Jalgaon (M. S.)



ISO 9001:2008 Certified & NBA Reaccredited B. Pharm Course
Mahatma Gandhi Shikshan Mandal's

Smt. Sharadchandrika Suresh Patil College of Pharmacy

Chopda-425107. Dist. Jalgaon, (M.S.), India.

Phone / Fax No - +91-2586-222366/223150. E-mail-bpharmchopda@yahoo.com

(Affiliated to Kavayitri Bahinabai Chaudhari North Maharashtra University, Approved by Govt. of Maharashtra and Pharmacy Council of India, New Delhi.)



Dr. Suresh G. Patil

Founder President

Adv. Sandeep S. Patil

President

Dr. G. P. Vadnere

Principal

Feedback Analysis and Action Taken Report

(Academic Year 2018-2019)

This Report has been prepared by following members

Sr. No.	Name of Member	Designation
1.	Dr. S.S. Mahajan	Coordinator, IQAC
2.	Dr. A. V. Patil	Academic In charge
3.	Dr. G. P. Vadnere	Principal

Internal Quality Assurance Cell (IQAC)
Smt. Sharadchandrika Suresh Patil College of Pharmacy, Chopda

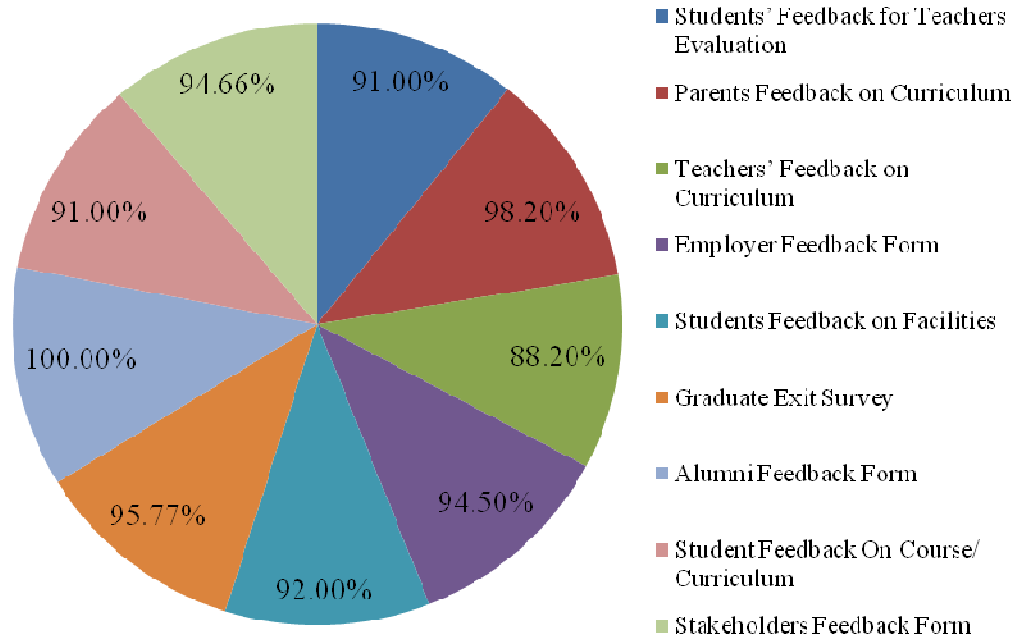
Being distinctive from its very start and founding, Smt. Sharadchandrika Suresh Patil College of Pharmacy, Chopda, has become a standard of quality and innovation for the field of education. With quality nutrition as its primary goal, the institute's IQAC has created a feedback method that begins with requesting input from diverse stakeholders using a structured rating-based feedback form. For continual improvement in curriculum creation and enrichment, the institution solicits feedback from students, instructors, alumnae, and employers. The analysis of the comments from stakeholders is summarized as follows for the period 2018-2019.

Feedback Type: Offline

Summary of Statistics of Feedback Received

Sr. No.	Feedback Category	Total Numbers of Recorded Feedback	Average Opinions of Answer in Percentage
1.	Students' Feedback for Teachers Evaluation	539	91.00%
2.	Parents Feedback on Curriculum	295	98.2 %
3.	Teachers' Feedback on Curriculum	59	88.2 %
4.	Employer Feedback Form	08	94.5%
5.	Students Feedback on Facilities	539	92.00 %
6.	Graduate Exit Survey	89	95.77 %
7.	Alumni Feedback Form	45	100.0 %
8.	Student Feedback On Course/ Curriculum	539	91.00 %
9.	Stakeholders Feedback Form	21	94.66%

Summary of Statistics of Feedback Received



**Average Rating of All Stakeholders Feedback Response found to be 93.92 %
Scale for Opinion of All Stakeholders found to be at Rank A (100-80).**

Sr. No.	Rank divided In between %	Rank given (A to E) on basis of Statistically
1.	100-80 %	A
2.	80-60%	B
3.	60-40%	C
4.	40-20%	D
5.	20-00%	E

1. STUDENTS' FEEDBACK FOR TEACHERS EVALUATION / COURSE / CURRICULUM / ADMINISTRATION / INFRASTRUCTURE

The questionnaire is intended to collect information relating to your satisfaction towards the faculty, teaching, learning, teachers evaluation, course, curriculum, administration, infrastructure and evaluation. The information provided by you will be kept confidential and will be used as important feedback for quality improvement of the program of studies/College. They should give ranking out of 5 for each attribute mentioned below by considering that the highest number indicates the best performance as below.

Directions

For each item please indicate your level of satisfaction with the following statement by clicking a score between 1 and 5. (*1 - Average, 2 – Good, 3 – Very Good, 4 – Excellent, 5 – Outstanding*)

Category: Students' Feedback

Total number of Students' recorded feedback: 539

Total number of questions attempted:

10 (On Teachers Evaluation, Course and Academics)

06 (On Administration)

11 (On Infrastructure)

Feedback Type: Offline (From SEM 1 to 8th)

Screen Shot of Feedback Submission

ACAD-R-29	SMT. SHARADCHANDRIKA SURESH PATIL COLLEGE OF PHARMACY, CHOPDA
STUDENT FEEDBACK FORM	Page 01/02

Class: First Year

Semester: 1st Sem, Division A

Academic Year: 2018-2019

Student should express their views without any reservations. This Feedback will be used to improve the teaching learning and general administration process of the institute. They should give ranking out of 5 for each attribute mentioned below by considering that the highest number indicates the best performance as below.

A) ACADEMICS

1- Not Satisfactory 2- Satisfactory 3- Good 4- Very Good 5- Excellent

Sr. No.	Attributes	Name of Subject Taught				
		PH-I (DR.BVJ)	PIC (DR.JCH)	HAP (DR.KDP)	PA-I (DR.SL)	COMM.SKIL (DR.GPV)
1	Teaching Course Material & Lecture Preparation	5	2	3	1	0
2	Presentation Skills & Effectiveness	4	3	2	1	3
3	Technical Competence / Core Knowledge	1	2	3	4	4
4	Practical approach in conducting practical's / Theory & Innovation.	3	2	1	2	2
5	Fairness in internal assessment & evaluation	4	4	4	4	4
6	Punctuality / Regularity	5	0	0	0	0
7	Problem solving & Interaction with Students	1	1	1	1	1
8	Personal Counseling & guidance	0	0	2	1	2
9	Coverage of Syllabus	0	1	1	1	2
10	Use of Audio/ Video teaching aids	1	2	3	4	0

General Suggestions regarding academics, if any:

please appoint teacher for particular subject according to their P.G. qualification. Also provide us any industrial visit to make us industrial knowledge.

B) ADMINISTRATION

1 -Not Satisfactory 2- Satisfactory 3- Good 4- Very Good 5- Excellent

Sr. No.	Attributes	Give Rating (out of 5)
1	Admin	5
2	Student section	4
3	Exam section	5
4	Housekeeping	5
5	Infrastructure	5
6	General Facilities	4

c) LIBRARY

Sr. No.	Attributes	Give Rating (out of 5)
1	Library Resources	5
2	Library Services	5
3	Library Staff	5

D) TRAINING AND PLACEMENT

Sr. No.	Attributes	Give Rating (out of 5)
1	Faculty/ Institute Efforts towards Recruitment	5
2	Training / Internship / Guest Lectures / Industrial Visits	5

Any other suggestions:

Tabular Analysis of Students' Feedback Academics on basis of Questions

A) ACADEMICS

1- Not Satisfactory 2- Satisfactory 3- Good 4- Very Good 5- Excellent

Sr. No.	Attributes	No. of Subjects	No. of Students	Total rating (combined for 11 Subjects)	Average Rating	% Ratings
1.	Teaching Course Material & Lecture Preparation	12	539	5130	4.5	90 %
2.	Presentation Skills & Effectiveness	12	539	5210	4.57	90 %
3.	Technical Competence / Core Knowledge	12	539	5100	4.5	90 %
4.	Practical approach in conducting practical's / Theory & Innovation.	12	539	5140	4.53	90 %
5.	Fairness in internal assessment & evaluation	12	539	5125	4.49	88 %
6.	Punctuality / Regularity	12	539	5035	4.41	88 %
7.	Problem solving & Interaction with Students	12	539	5045	4.45	88 %
8.	Personal Counseling & guidance	12	539	5400	4.73	94 %
9.	Coverage of Syllabus	12	539	4845	4.75	94 %
10.	Use of Audio / Video teaching aids	12	539	5045	4.42	88 %
*	Average of All Ratings			4.50		90 %

B) ADMINISTRATION

1 -Not Satisfactory 2- Satisfactory 3- Good 4- Very Good 5- Excellent

Sr. No.	Attributes	No. of Students	Total Rating	Average Rating	% Ratings
1.	Admin	543	444	4.7	94 %
2.	Student section	543	423	4.5	90 %
3.	Exam section	543	441	4.4	89 %
4.	Housekeeping	543	439	4.6	92 %
5.	Infrastructure	543	436	4.58	90 %
6.	General Facilities	543	434	4.56	90 %
*	Average of All Ratings		4.5		90 %

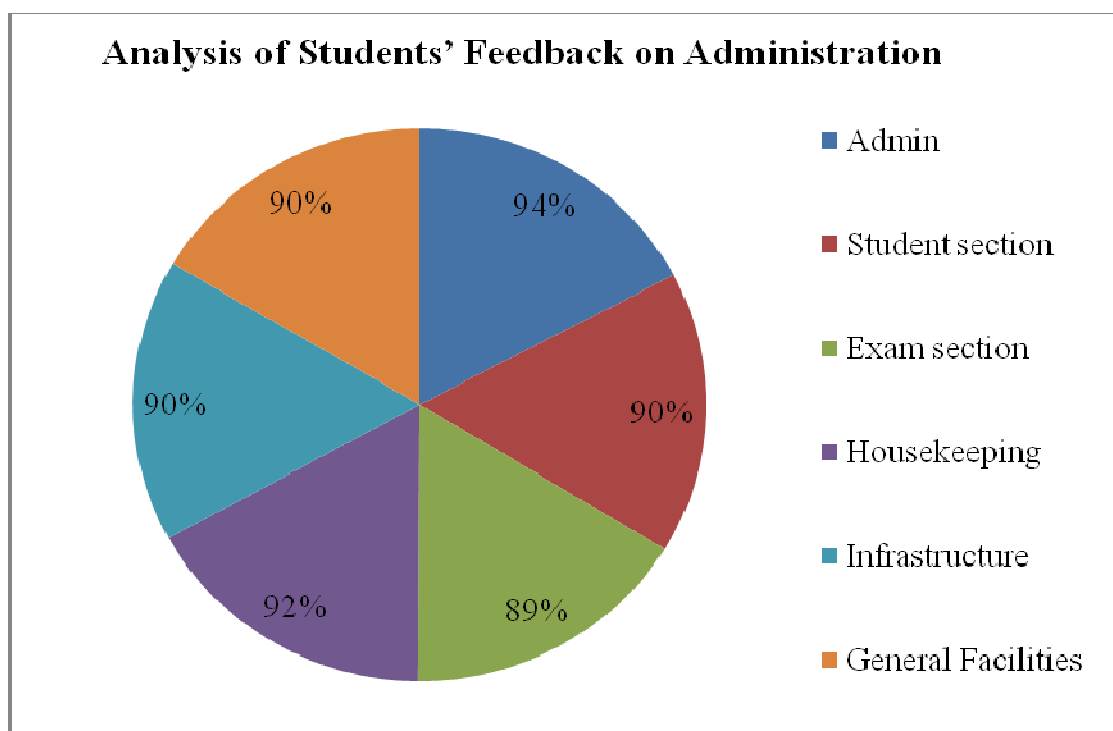
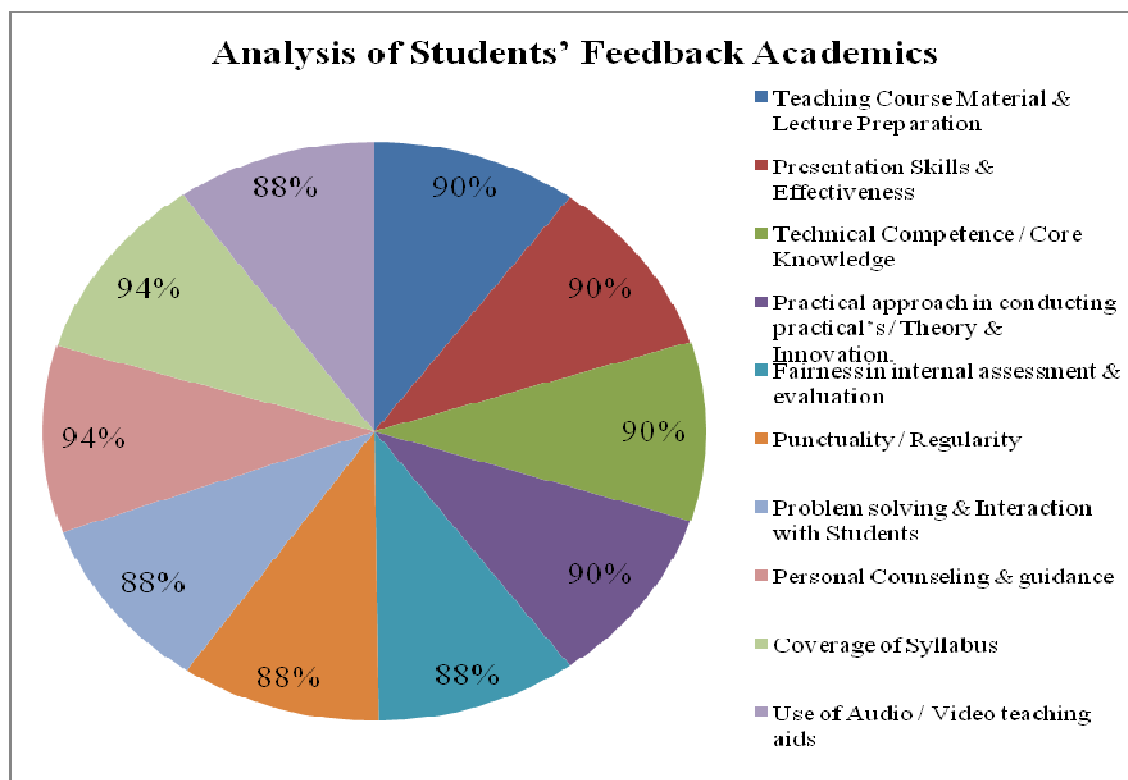
C) LIBRARY

Sr. No.	Attributes	No. of Students	Total Rating	Average Rating	% Ratings
1.	Library Resources	543	445	4.55	90 %
2.	Library Services	543	421	4.53	90 %
3.	Library Staff	543	441	4.64	92 %
*	Average of All Ratings		4.5		

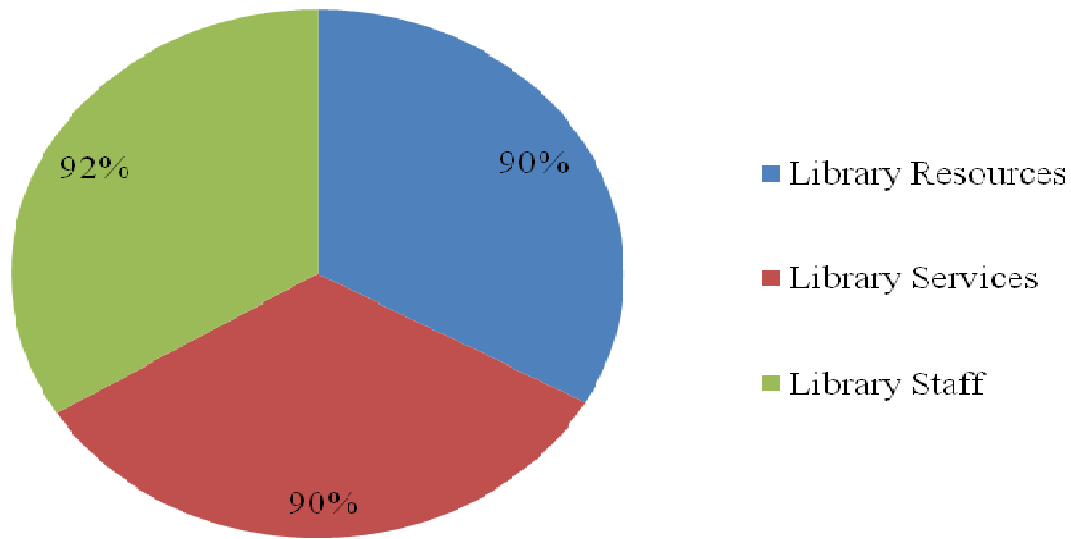
D) TRAINING AND PLACEMENT

Sr. No.	Attributes	No. of Students	Total Rating	Average Rating	% Ratings
1.	Faculty/ Institute Efforts towards Recruitment	543	450	4.7	90 %
2.	Training / Internship / Guest Lectures / Industrial Visits	543	447	4.7	92 %
*	Average of All Ratings		4.6	91 %	

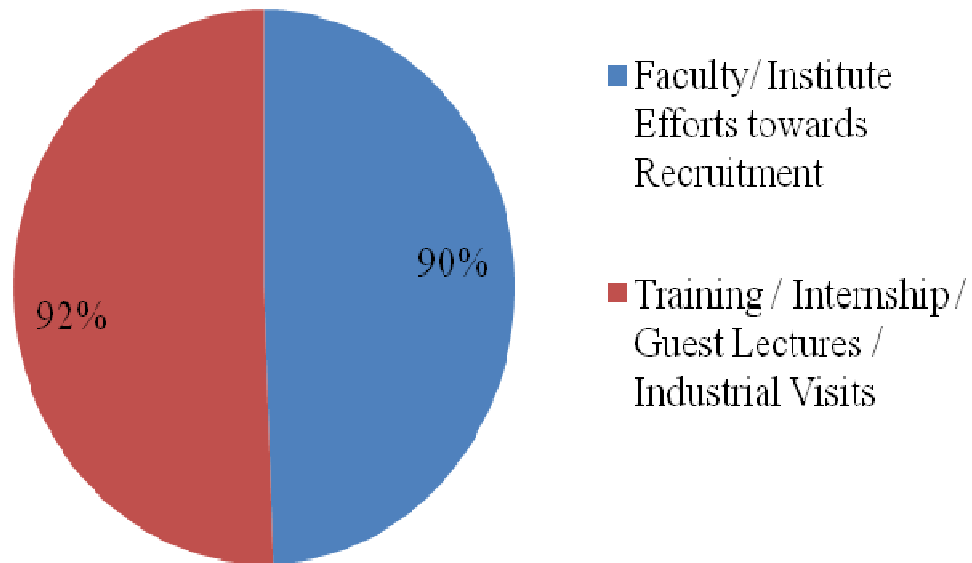
Graphical Analysis of Students' Feedback Response for Teachers Evaluation on Course / Curriculum / Administration / Infrastructure



Analysis of Students' Feedback on Library



Analysis of Students' Feedback on Training And Placement



OBSERVATION AND ACTION TAKEN FROM ABOVE ANALYSIS

Analysis Report on the Students' Feedback for Teacher's Evaluation / Course / Curriculum / Administration / Infrastructure

We have received feedback from 539 numbers of Students' through offline process.

Average Rating of Teachers' Feedback Response found to be at 91 %

Scale for Opinion of Teachers' found to be at Rank A (100-80).

The following are observations on Students' Feedback for Teachers Evaluation

1. Use of Audio Speaker System.
2. Use of animated videos during lectures.
3. Repairing Benches.
4. Water cooler.

Action Taken on Feedback

1. Developed and utilized digital smart Audio System for students.
2. Use animated videos for concept clearance.
3. Repaired Benches.
4. Started water Cooler Facility.

2. TEACHERS' FEEDBACK ON CURRICULUM

Category: Teachers' Feedback on Curriculum

Total number of Teachers' recorded feedback: 59

Total number of questions attempted: 19

Feedback Type: Offline

Screen Shot of Online Feedback Submission

ACAD-R-29	SMT. SHARADCHINADRIKA SURESH PATIL COLLEGE OF PHARMACY, CHOPDA
TEACHER FEEDBACK ON CURRICULUM	
Academic Year: 2018-2019	
Course: B. Pharmacy	Class: F. Y. B. Pharmacy
Semester: I	
<p>This questionnaire is intended to collect information relating to your satisfaction towards the curriculum. The information provided by you will be used as important feedback for quality improvement of the course/ syllabus/ curriculum.</p> <p>Directions: For each item please indicate your level of satisfaction with the following statement by clicking a score between 1 and 5. (1 - Average, 2 - Good, 3 - Very Good, 4 - Excellent, 5 - Outstanding)</p>	

Questions	BP101T	BP102T	BP103T	BP104T	BP105T	BP107P	BP108P	BP109P	BP110P	BP111P	BP1060T BP1130P	BP1060T
Syllabus is suitable to the course	4	5	4	5	4	5	4	5	4	5	4	4
Syllabus is need based.	4	4	4	5	5	4	5	4	5	5	4	4
Aims and objectives of the syllabi are well defined and clear to teachers and students.	5	5	5	5	5	5	4	4	4	4	4	4
Course content is followed by corresponding reference materials.	4	4	5	4	5	5	5	5	5	4	4	4
Sufficient number of prescribed books are available in the Library.	5	5	4	4	5	4	4	5	5	4	4	4
The course/syllabus has good balance between theory and application.	5	4	4	4	5	4	4	5	5	5	5	5
The course/syllabus has made me interested in the subject area.	4	4	4	4	4	4	5	4	4	4	4	4
The course/syllabus of this subject increased my knowledge and perspective in the subject area.	4	5	4	4	4	5	5	4	4	4	4	5
The course programme of studies carries sufficient number of optional papers.	4	4	4	4	4	4	4	5	4	4	4	4
The books prescribed listed as reference materials are relevant, updated and appropriate.	5	4	5	4	4	4	4	4	4	5	4	4

Infrastructural facilities, such as teacher's rooms/correls, class rooms, reading rooms and toilets are available in the Department.	4	4	5	4	5	4	4	4	5	5	4	4
Staff canteen is available at the faculty level.	5	4	5	4	5	5	4	4	4	5	4	4
Tests and examinations are conducted well in time with proper coverage of all units in the syllabus.	4	4	4	4	4	4	4	4	5	4	4	4
I have the freedom to adopt new techniques/strategies of teaching such as seminar presentations, group discussions and learners' participation.	4	4	4	4	5	3	4	5	4	4	4	4
I have the freedom to adopt/adapt new techniques/strategies of testing and assessment of students.	5	5	5	5	4	5	4	4	4	4	4	4
The environment in the department is conducive to teaching and research.	4	4	4	4	4	5	5	5	5	5	4	4
The administration is teacher friendly. The University provides adequate and smooth support for projects and research facilities.	4	4	4	4	4	4	4	4	4	4	5	4
The University provides adequate funding and support to faculty members for upgrading their skills and qualifications.	5	4	4	5	5	4	4	4	4	5	5	4
Provisions for professional development are non-discriminatory and fair.	5	5	5	4	4	4	4	5	4	4	4	4

General Suggestions if any

Digital laboratories Not Available

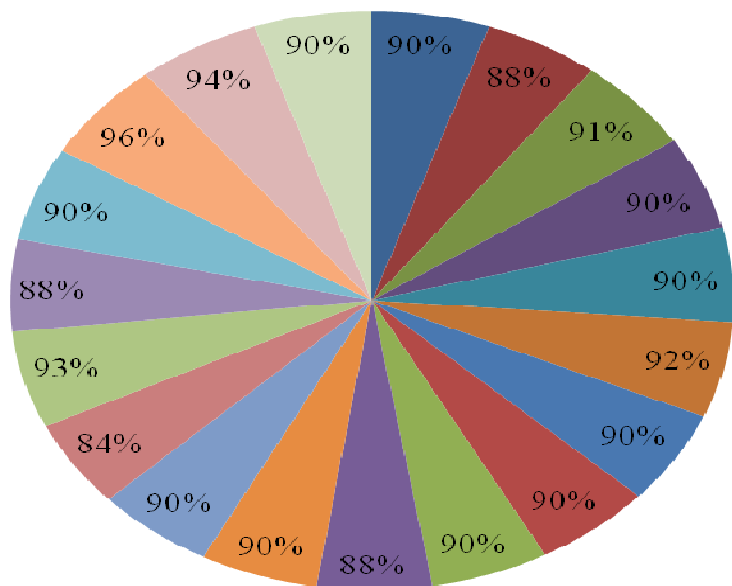
Tabular Analysis of Teachers' Feedback on Curriculum Response

Sr. No.	Attributes	No. of Subjects	No. of Students	Total Rating	Average Rating	% Ratings
1.	Syllabus is suitable to the course	85	59	305	4.5	90 %
2.	Syllabus is need based.	85	59	305	4.4	88 %
3.	Aims and objectives of the syllabi are well defined and clear to teachers and students.	85	59	305	4.	91 %
4.	Course content is followed by corresponding reference materials.	85	59	305	4.5	90 %
5.	Sufficient number of prescribed books are available in the Library.	85	59	305	4.5	90 %
6.	The course/syllabus has good balance between theory and application.	85	59	305	4.66	92 %
7.	The course/syllabus has made me interested in the subject area.	85	59	305	4.5	90 %
8.	The course/syllabus of this subject increased my knowledge and perspective in the subject area.	85	59	305	4.5	90 %
9.	The course/programme of studies carries sufficient number of optional papers	85	59	305	4.5	90 %
10.	The books prescribed/listed as reference materials are relevant, updated and appropriate.	85	59	305	4.4	88 %
11.	Infrastructural facilities, such as teacher's rooms/carrels, class rooms, reading rooms and toilets are available in the Department.	85	59	305	4.50	90 %
12.	Staff canteen is available at the faculty level.	85	59	305	4.52	90 %

13.	Tests and examinations are conducted well in time with proper coverage of all units in the syllabus.	85	59	305	4.4	84 %
14.	I have the freedom to adopt new techniques/strategies of teaching such as seminar presentations, group discussions and learners' participation.4.5	85	59	305	4.65	93 %
15.	I have the freedom to adopt/adapt new techniques/strategies of testing and assessment of students.	85	59	305	4.45	88 %
16.	The environment in the department is conducive to teaching and research.	85	59	305	4.5	90 %
17.	The administration is teacher friendly The University provides adequate and smooth support for projects and research facilities.	85	59	305	4.8	96 %
18.	The University provides adequate funding and support to faculty members for upgrading their skills and qualifications.	85	59	305	4.76	94 %
19.	Provisions for professional development are non-discriminatory and fair.	85	59	305	4.55	90 %
*	Average of All Ratings				4.4	88.2 %

Graphical Analysis of Teachers' Feedback Response for Curriculum Evaluation

Analysis of Teachers' Feedback on Curriculum Response



- Syllabus is suitable to the course
- Syllabus is need based.
- Aims and objectives of the syllabi are well defined and clear to teachers and students.
- Course content is followed by corresponding reference materials.
- Sufficient number of prescribed books are available in the Library.
- The course/syllabus has good balance between theory and application.
- The course/syllabus has made me interested in the subject area.
- The course/syllabus of this subject increased my knowledge and perspective in the subject area.
- The course/programme of studies carries sufficient number of optional papers
- The books prescribed/listed as reference materials are relevant, updated and appropriate.
- Infrastructural facilities, such as teacher's rooms/carels, class rooms, reading rooms and toilets are available in the Department.
- Staff canteen is available at the faculty level.
- Tests and examinations are conducted well in time with proper coverage of all units in the syllabus.
- I have the freedom to adopt new techniques/strategies of teaching such as seminar presentations, group discussions and learners' participation 4, 5.
- I have the freedom to adopt/adapt new techniques/strategies of testing and assessment of students.
- The environment in the department is conducive to teaching and research.

OBSERVATION AND ACTION TAKEN FROM ABOVE ANALYSIS

Analysis Report on the Teachers' Feedback on Curriculum Response Received

We have received feedback from 61 numbers of Teachers' through offline process.

Average Rating of Teachers' Feedback Response found to be at 88.2%

Scale for Opinion of Teachers' found to be at Rank A (100-80).

The following are the observations on Teachers' Feedback on Curriculum

1. Seminars/conferences on Study technique and Research papers can be organized.
2. Available Storage cupboards.
3. Students' interaction with industries should be increased.

Action taken against Feedback

1. Seminars/conferences under the topic of current trends in field of pharmaceutical Study and Review and Research papers organized.
2. Department wise Allotted Cupboards.
3. Arranged industrial visits and Training compulsory minimum for one month.

3. PARENTS’ FEEDBACK ON CURRICULUM

Category: Parents’ Feedback on Curriculum
Total number of Parents’ recorded feedback: 295
Total number of questions attempted: 10
Feedback Type: Offline

Screen Shot of offline Feedback Submission

ISO 9001:2008 Certified & NBA Accredited B.Pharmacy Course



Mahatma Gandhi Shikshan Mandal's
SMT. SHARAD-CHANDRIKA SURESH PATIL COLLEGE OF PHARMACY
Chopda Tal. Chopda Dist. Jalgaon, Maharashtra- 425 107

PARENT FEEDBACK FORM Academic Year 2018-2019

PARENT NAME (पालकाचे नाव) : _____

CLASS: FIRST YEAR B. PHARMACY

NAME OF STUDENT, _____
(पालकाचे नाव व वर्ग)

MOBILE NO. (फोन नं.) _____

NOTE: Smt. Sharadchandrika Suresh Patil College of Pharmacy, Chopda strives to provide education as per the changing needs of society and Students. Parents are important stakeholders of education, therefore their satisfaction is important to us. Parents are requested to give their feedback on the following features/facilities college is providing to their ward. Please rate each feature and assign numbers according to the following response scheme.

(नोंद: सारदर्शिका सुरेश पाटील कॉलेज सोशल साइंस वर्गसाठी चौपडा हे समाज आणि विद्यार्थ्यांच्या बदलत्या गरजांनुसार शिक्षण देण्याचा प्रयत्न करते. पालक हे शिक्षणाचे सुरुवातीचे नागरिक आहेत, अनुभूत आणि समाजाला समजावून देण्यासाठी सुरुवातीचे आहेत. पालकांना विद्यार्थ्यांचे वर्गामध्ये शिक्षण देण्याची गरज आहे ती त्यांनी त्यांच्या वर्गाला कोणते देत आहेत त्याबाबतच्या खात्रीत घेण्यासाठी/सुविधांनुसार त्यांचा अभिप्राय द्यावा. कृपया प्रत्येक वैशिष्ट्याला देत वया आणि खात्रीत प्रतिकार कोसळून देत आता.)

Sr. No.	Features	5	4	3	2	1
1	The Teaching-Learning Environment (शिक्षण-शिकण पर्यावरण)					
2	System of Monitoring Student's Progress (विद्यार्थ्यांच्या प्रगतीचे निरीक्षण पर्यावरण असणे)					
3	Competence & Commitment of Faculty (शिक्षकांच्याची क्षमता आणि समर्पण)					
4	Encouragement provided to students for Participation in Academic Forums (विद्यार्थ्यांच्या शैक्षणिक क्षेत्रात सुरुवातीची प्रोत्साहन दिले आहे)					
5	Infrastructure Facilities (सामान्य सुविधा)					
6	Learning Resources such as Library, Internet, Computer, etc. (शिक्षण साधने जसे की लायब्ररी, इंटरनेट, कॉम्प्युटर इत्यादी शैक्षणिक साधने.)					
7	Support Services like Bank, Canteen, Student Center, Career Counseling Cell etc. (बँक, कॅन्टीन, विद्यार्थी केंद्र, कॉलेज कॅन्टीन केंद्र इत्यादी सहाय्य सेवा.)					
8	Enhancement of Student's Personality (विद्यार्थ्यांचे व्यक्तिमत्व वाढवणे)					
9	Value-Based Education (मुल्यांवर आधारित शिक्षण)					
10	Discipline Practices (विद्यार्थ्यांचे अनुशासन)					

Any other suggestions: _____
(इतर कोणत्याही सुचना असल्यास)

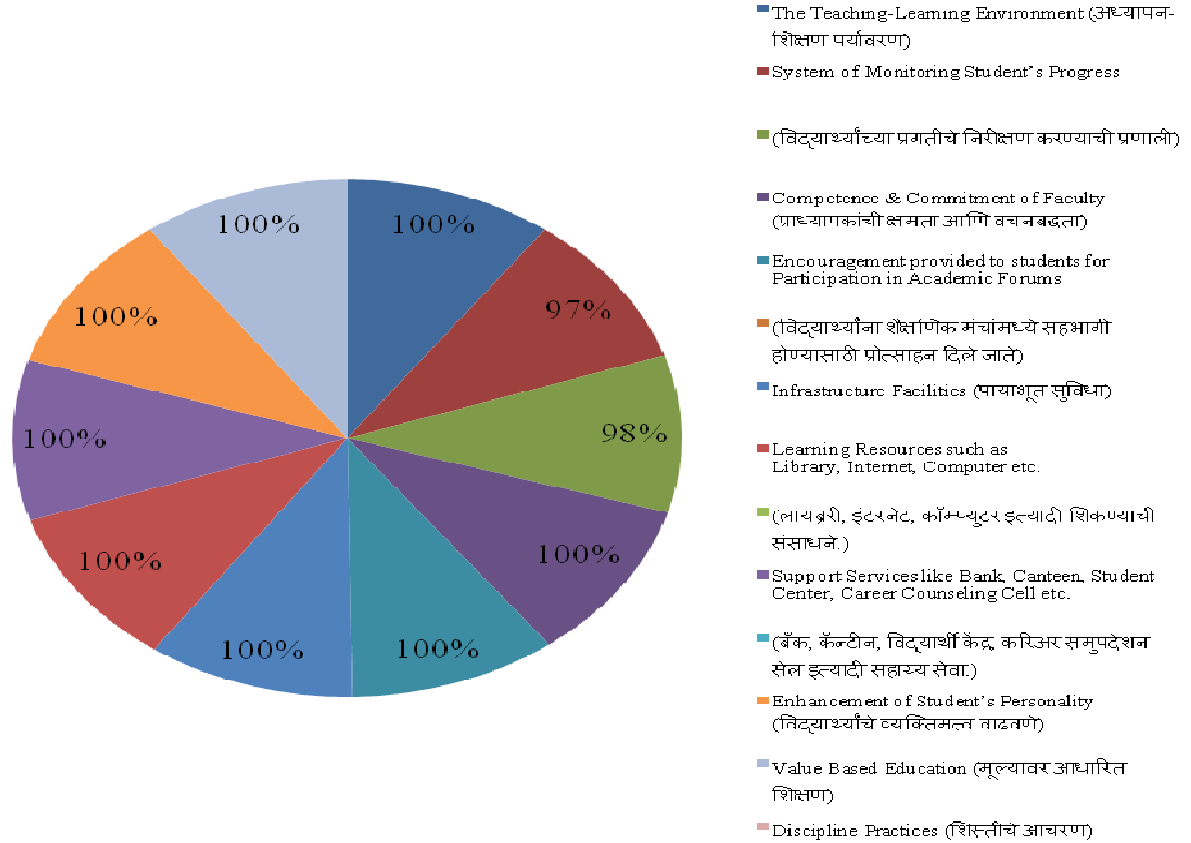
PARENT'S SIGNATURE
पालकांची स्वाक्षरी

Tabular Analysis of Parents' Feedback on Curriculum Response

Sr. No.	Attributes	No. of Parents	Total No. Rating	Average Rating	% Ratings
1.	The Teaching-Learning Environment (अध्यापन-शिक्षण पर्यावरण)	295	1360	5.0	100 %
2.	System of Monitoring Student's Progress (विद्यार्थ्यांच्या प्रगतीचे निरीक्षण करण्याची प्रणाली)	295	1301	4.7	97 %
3.	Competence & Commitment of Faculty (प्राध्यापकांची क्षमता आणि वचनबद्धता)	295	1360	4.7	98 %
4.	Encouragement provided to students for Participation in Academic Forums (विद्यार्थ्यांना शैक्षणिक मंचांमध्ये सहभागी होण्यासाठी प्रोत्साहन दिले जाते)	295	1360	5.0	100 %
5.	Infrastructure Facilities (पायाभूत सुविधा)	295	1360	5.0	100 %
6.	Learning Resources such as Library, Internet, Computer etc. (लायब्ररी, इंटरनेट, कॉम्प्युटर इत्यादी शिकण्याची संसाधने.)	295	1360	5.0	100 %
7.	Support Services like Bank, Canteen, Student Center, Career Counseling Cell etc. (बँक, कॅन्टीन, विद्यार्थी केंद्र, करिअर समुपदेशन सेल इत्यादी सहाय्य सेवा.)	295	1360	5.0	100 %
8.	Enhancement of Student's Personality (विद्यार्थ्यांचे व्यक्तिमत्व वाढवणे)	295	1360	5.0	100 %
9.	Value Based Education (मूल्यावर आधारित शिक्षण)	295	1360	5.0	100 %
10.	Discipline Practices (शिस्तीचे आचरण)	295	1360	5.0	100 %
*	Average of All Ratings	98.2%			

Graphical Analysis of Parents' Feedback Response for Curriculum Evaluation

Analysis of Parents' Feedback on Curriculum Response



OBSERVATION AND ACTION TAKEN FROM ABOVE ANALYSIS

Analysis Report on the Parents' Feedback on Curriculum Received

We have received feedback from 61 numbers of Teachers' through offline process.

Average Rating of Parents Response found to be at 98.2 %Scale for Opinion of College' found to be at Rank A (100-80).

The following are the observations on Parents' Feedback on Curriculum

1. Conduct the placement opportunities.
2. Request to update Professional Uniform for Students.
3. Available cold drinking water in summer.

Action taken against Feedback

1. Arranged No. of Campus drives in Collaboration with several reputed pharmacy industries.
2. Updated Professional Uniform.
3. Done with Availability of cool water.

4. EMPLOYER FEEDBACK

Category: Employer Feedback


Total number of Employer recorded feedback: 08

Total number of questions attempted: 08

Feedback Type: Offline

Screen Shot of Feedback Submission

ISO 9001:2008 Certified & NBA Accredited B.Pharm Course



Mahatma Gandhi Shikshan Mandal's
SMT. SHARADCHANDRIKA SURESH PATIL COLLEGE OF PHARMACY
 Chopda Tal. Chopda Dist. Jalgaon, Maharashtra- 425 107

EMPLOYER FEEDBACK FORM

ACADEMIC YEAR 2018-2019

EMPLOYER NAME: Mr. Manishkumar Jain

ORGANIZATION/COMPANY: Lupin Pvt Ltd, Wardha Mang. Indore.

POSITION: HR Manager

PHONE NO.: +912266402323

MOBILE NO. _____

Dear Employer,

Many graduates of our College, Smt.Sharadchandrika Suresh Patil College of Pharmacy, Chopda are already working in your organization. We are thankful to you for providing them employment with your prestigious Company/Organization. We shall very much appreciate and be grateful to you if you can spare some of your valuable time to fill up this feedback form. It will help us to improve the Institute further and give you better employees in future.

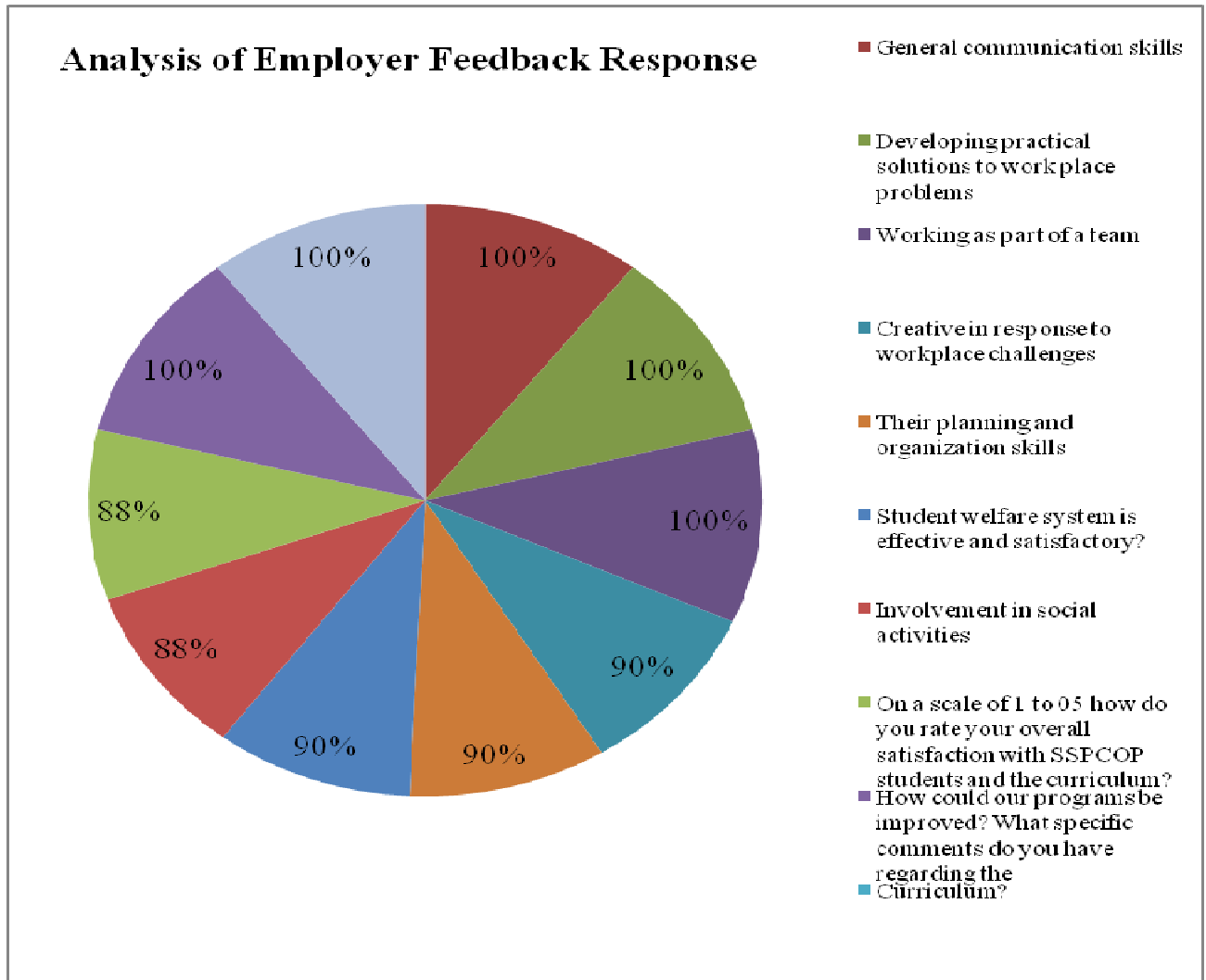
Tick the number that best describes your level of satisfaction at each question: 5 – Very Happy, 4 - Happy
 3 - Satisfied, 2- Not satisfied, 1 – Far from Satisfied.

Sr. No.	Features	5	4	3	2	1			
Q.1 How satisfied are you with the student/s work performance in each of these areas									
1	General communication skills	✓							
2	Developing practical solutions to work place problems	✓							
3	Working as part of a team	✓							
4	Creative in response to workplace challenges		✓						
5	Their planning and organization skills	✓							
6	Student welfare system is effective and satisfactory?	✓							
7	Involvement in social activities	✓							
Q.2 On a scale of 1 to 10 how do you rate your overall satisfaction with SSPCOP students and the curriculum?									
1	2	3	4	5	6	7	8	9	10
If you were dissatisfied with any aspect, please comment further:									

Tabular Analysis of Employer Feedback Response

Sr. No.	Attributes	No. of Employer's	Total no. Rating	Average Rating	% Ratings
1.	How satisfied are you with the student/s work performance in each of these areas				
A	General communication skills	8	8	5.0	100 %
B	Developing practical solutions to work place problems	8	8	5.0	100 %
C	Working as part of a team	8	8	5.0	100 %
D	Creative in response to workplace challenges	8	8	4.5	90 %
E	Their planning and organization skills	8	8	4.5	90 %
F	Student welfare system is effective and satisfactory?	8	8	4.5	90 %
G	Involvement in social activities	8	8	4.4	88 %
2.	On a scale of 1 to 05 how do you rate your overall satisfaction with SSPCOP students and the curriculum?	8	8	5.0	88 %
3.	How could our programs be improved? What specific comments do you have regarding the Curriculum? Would you like to recruit more SSPCOP student?	8	8	5.0	100 %
4.	Would you refer us to other organization(s)?	8	8	5.0	100 %
*	Average of All Ratings	94.5 %			

Graphical Analysis of Employer Feedback Response Evaluation



OBSERVATION AND ACTION TAKEN FROM ABOVE ANALYSIS

Analysis Report on the Employers' Feedback Received

We have received feedback from 08 numbers of Employers' through offline process.

Average Rating of Employers' Feedback Response found to be at 94.5 % Scale for Opinion of Employers' found to be 80.37% at Rank A (100-80).

The following are the observations on Employers' Feedback

1. Internships/Project works have to be increased to gain actual knowledge of work place.
2. Syllabi be made more interesting and relevant as per the requirement of the industry.
3. Need to be filled Academic loss of students due to pandemic especially practical techniques.
4. Need to improve Communication skill.

Action taken against Feedback

1. Arranged industrial visits and Training compulsory minimum for one month with college's official permission.
2. By using demonstrations and smart learning tools Syllabi made more interesting and relevant and easier for students.
3. Repeated practical's of previous one by utilizing free weekly half sessions of students.
4. Started Language lab facility for communication skill development.

5. STUDENTS FEEDBACK ON FACILITIES

Category: Students Feedback on Facilities

Total number of recorded feedback: 539

Total number of questions attempted: 11

Feedback Type: Offline

Screen Shot of Feedback Submission

B) ADMINISTRATION

1 -Not Satisfactory 2- Satisfactory 3- Good 4- Very Good 5- Excellent

Sr. No.	Attributes	Give Rating (out of 5)
1	Admin	5
2	Student section	5
3	Exam section	4
4	Housekeeping	5
5	Infrastructure	4
6	General Facilities	5

c) LIBRARY

Sr. No.	Attributes	Give Rating (out of 5)
1	Library Resources	5
2	Library Services	4
3	Library Staff	4

D) TRAINING AND PLACEMENT

Sr. No.	Attributes	Give Rating (out of 5)
1	Faculty/ Institute Efforts towards Recruitment	5
2	Training / Internship / Guest Lectures / Industrial Visits	4

Any other suggestions:

arrange the sports activities

Tabular Analysis of Students Feedback on Facilities Response

A) ADMINISTRATION

1 -Not Satisfactory 2- Satisfactory 3- Good 4- Very Good 5- Excellent

Sr. No.	Attributes	No. of Students	Total Rating	Average Rating	% Ratings
1.	Admin	543	444	4.7	94 %
2.	Student section	543	423	4.5	90 %
3.	Exam section	543	441	4.4	89 %
4.	Housekeeping	543	439	4.6	92 %
5.	Infrastructure	543	436	4.58	90 %
6.	General Facilities	543	434	4.56	90 %
*	Average of All Ratings		4.5		90 %

B) LIBRARY

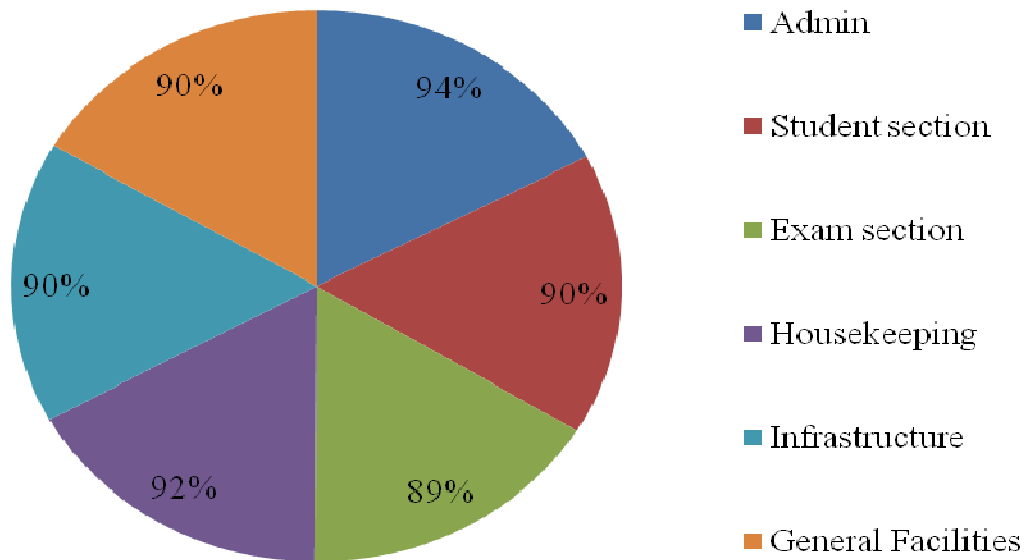
Sr. No.	Attributes	No. of Students	Total Rating	Average Rating	% Ratings
1.	Library Resources	543	445	4.55	90 %
2.	Library Services	543	421	4.53	90 %
3.	Library Staff	543	441	4.64	92 %
*	Average of All Ratings		4.5		

C) TRAINING AND PLACEMENT

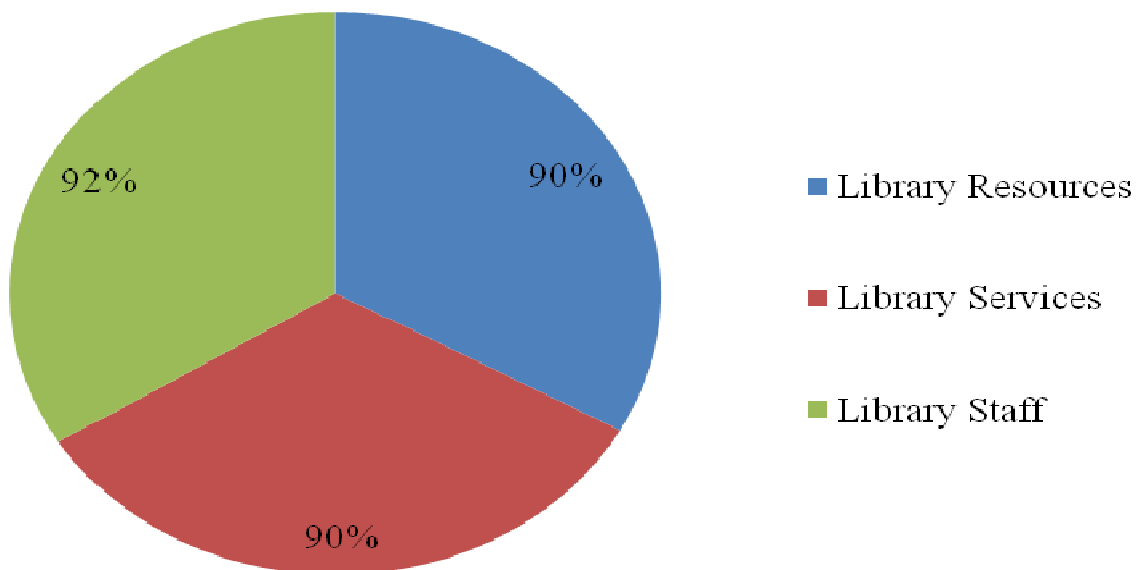
Sr. No.	Attributes	No. of Students	Total Rating	Average Rating	% Ratings
1.	Faculty/ Institute Efforts towards Recruitment	543	450	4.7	90 %
2.	Training / Internship / Guest Lectures / Industrial Visits	543	447	4.7	92 %
*	Average of All Ratings		4.6		91 %

Graphical Analysis of Students' Feedback Response for Teachers Evaluation on Course / Curriculum / Administration / Infrastructure

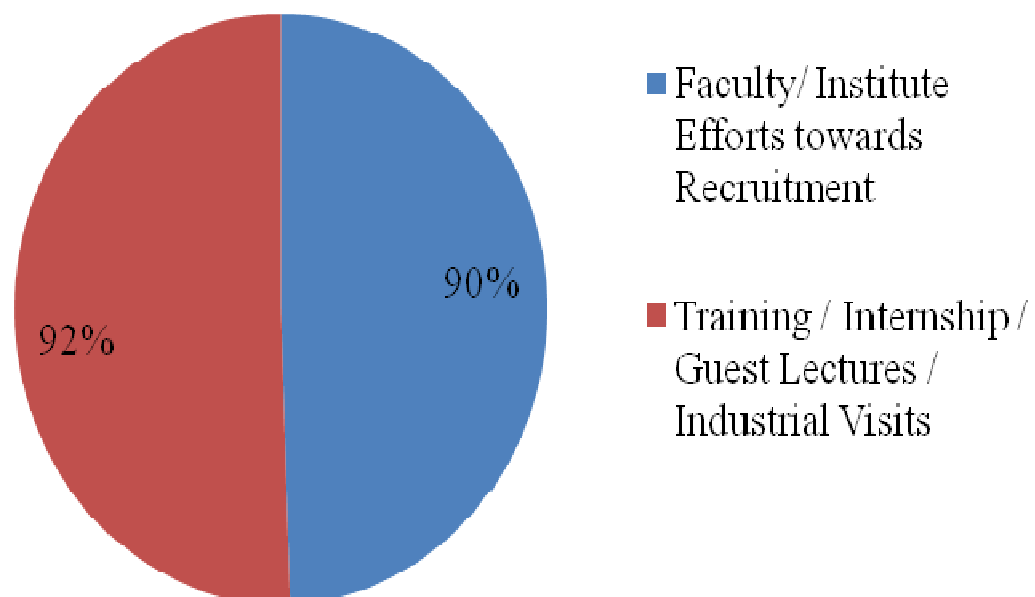
Analysis of Students' Feedback on Administration



Analysis of Students' Feedback on Library



Analysis of Students' Feedback on Training And Placement



OBSERVATION AND ACTION TAKEN FROM ABOVE ANALYSIS

Analysis Report on the Students' Feedback on Facilities Received

We have received feedback from 539 numbers of Students' through offline process.

Average Rating of students' Feedback for Facilities on Opinion of Students' found to be at 92.00% Rank A(100-80).

The following are the observations on Students' Feedback on Facilities

1. Boys common room required.
2. Provide Xerox Facility while admission process.
3. Arrange Sports and cultural events in college premises.

Action taken against Feedback

1. Reopened boys common room which was remained close since one year due to mischievous behavior of some boys under strict observation
2. Provided Xerox facility.
3. Well maintained cultural as well as sports events Arranged like fresher's Party, Annual gathering, Farewell, kabaddi, volleyball matches in college premises.

6. GRADUATE EXIT SURVEY

Category: Graduate Exit Survey


Total number of Employer recorded feedback: 89

Total number of questions attempted: 10

Feedback Type: Offline

Screen Shot of Feedback Submission

ISO 9001:2008 Certified & NBA Accredited B.Pharm Course


Mahatma Gandhi Shikshan Mandal's
SMT. SHARADCHANDRIKA SURESH PATIL COLLEGE OF PHARMACY
Chopda Tal. Chopda Dist. Jalgaon, Maharashtra- 425 107

STUDENT'S EXIT SURVEY
(Session : 2018-19)

Student's Name	katyare shubhangi Rajendra.					
Roll No.						
Address	Main Road Koai, Bajar Koar Galli, Dhangraon.					
Contact No.	7350390343					
Email ID	shubanhikatyare13@gmail.com.					
Sr.No	Questionnaire	5	4	3	2	1
1	How much you satisfied with the facilities provided by the Institute?	✓				
2	How much technical know-how (both in Theory and practical) you gained at this Institute?		✓			
3	Academic activities taken by the institute to improve your technical knowledge useful in overall growth?		✓			
4	How much your grievances (if any) handled promptly and properly by the Institute authorities?	✓				
5	Level of workshops/conferences/seminar/Industrial Visits/Quality Improvement Programs organized by the department?	✓				
6	Carrier Guidance provided by the Institute?		✓			
7	Personality Development Opportunities?	✓				
8	Campus Recruitment held at Institute?	✓				
9	Students Club Activities held at Institute?		✓			

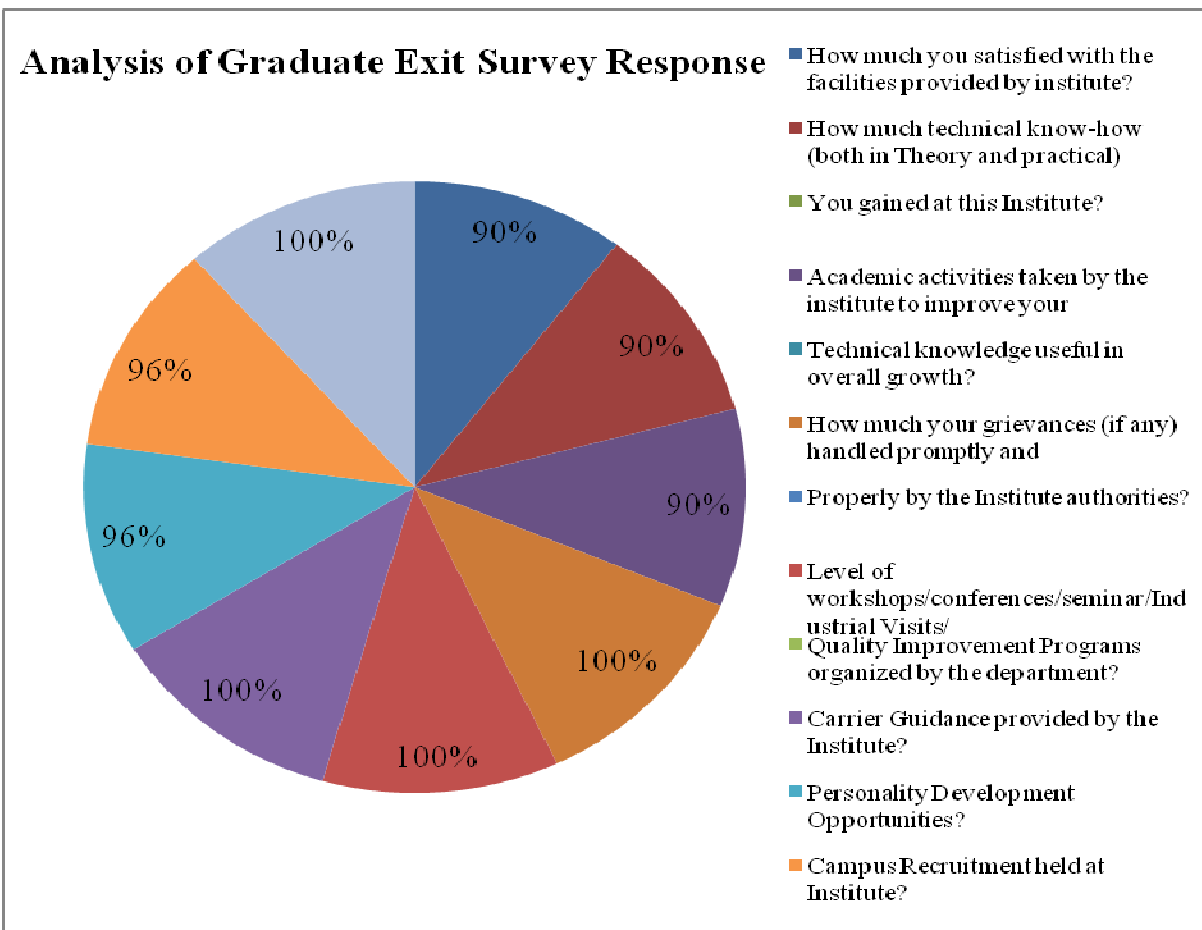
Any other suggestions: _____

Note:
✓ 5 - Outstanding 4 - Excellent 3 - Very Good 2 - Good 1 - Average

Tabular Analysis of Graduate Exit Survey Response

Sr. No.	Attributes	No. of Graduates	Total No. Rating	Average Rating	% Ratings
1	How much you satisfied with the facilities provided by institute?	89	445	4.5	90 %
2	How much technical know-how (both in Theory and practical) You gained at this Institute?	89	445	4.5	90 %
3	Academic activities taken by the institute to improve your Technical knowledge useful in overall growth?	89	445	4.5	90 %
4	How much your grievances (if any) handled promptly and Properly by the Institute authorities?	89	445	5.0	100 %
5	Level of workshops/conferences/seminar/Industrial Visits/ Quality Improvement Programs organized by the department?	89	445	5.0	100 %
6	Carrier Guidance provided by the Institute?	89	445	5.0	100 %
7	Personality Development Opportunities?	89	445	4.7	96 %
8	Campus Recruitment held at Institute?	89	445	4.7	96 %
9	Students Club Activities held at Institute?	89	445	5.0	100 %
10	Any suggestion	Recorded			
*	Average of All Ratings	95.77 %			

Graphical Analysis of Graduate Exit Survey Response Evaluation



OBSERVATION AND ACTION TAKEN FROM ABOVE ANALYSIS

Analysis Report on the Graduate Exit Survey

We have received feedback from 68 numbers of Students' through offline process.

Average Rating of students' Feedback for Graduates Exit Survey found to be at 95.77 %Scale for Opinion of students' found to be at Rank A (100-80).

The following are the observations on Graduate Exit Surveys' Feedback

1. Need to increase availability of Campus Drives.
2. Request to update teaching and learning tools.
3. Try to make flexible the Criteria for 75% attendance.

Action taken against Feedback

1. Arranged More Drives and also promoted for walk in.
2. Updated advance learning process in form of e-learning
3. Not possible to work against PCI Norms.

7. ALUMNI FEEDBACK

Category: Alumni Feedback

Total number of Alumni recorded feedback: 45

Total number of questions attempted: 07

Feedback Type: Offline

Screen Shot of Feedback Submission

ISO 9001:2008 Certified & NBA Accredited B. Pharm Course

Mahatma Gandhi Shiksha Mandali's
Smt. Sharadchandrika Suresh Patil College of Pharmacy
Chopda-425107 Dist. Jalgaon (M.S.), India
Phone / Fax No. - +91-2586-222368/223150 E-mail-bpharmchopda@yahoo.com

(Affiliated to North Maharashtra University, approved by Govt. of Maharashtra, AICTE and Pharmacy Council of India)

Dr. Suresh G. Patil Founder President
Adv. Sandeep S. Patil President
Dr. G. P. Vadnere Principal

ALUMNI FEEDBACK FORM

B. Pharmacy/M. Pharmacy

We would like to place on record that your co-operation and support has contributed on small measure for this achievement.

We shall very much appreciate and be thankful if you can spare some of your valuable time to fill up this feedback form and give your valuable suggestion for further improvement of the institute.

Name of Alumni	Ahiraao Shagyaashri sunil.
Course underwent	B. pharmacy
Year of Passing	2018 - 2019
Email Id	
Contact No.	
Higher Education	
Current Employment and Duration	
Previous Employment and Duration	

May we request your view on the following?
Please Tick

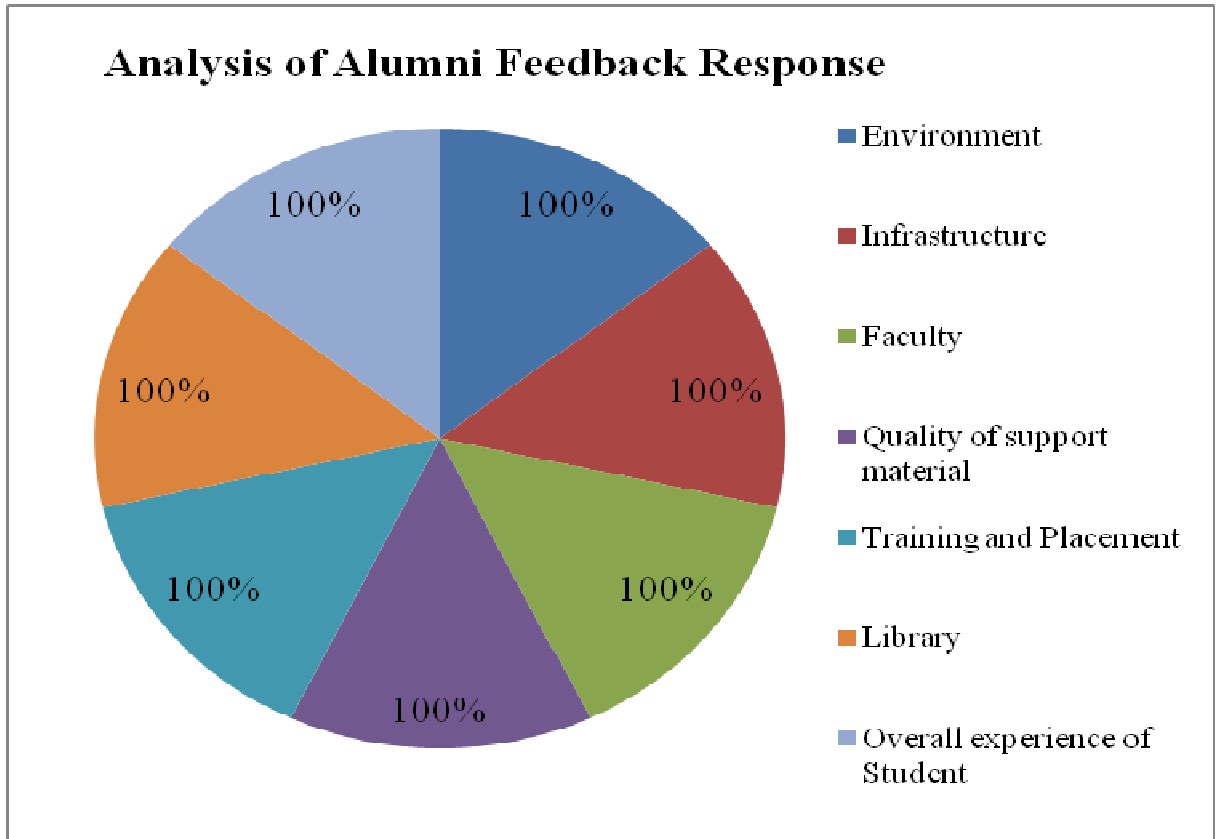
Attributes	Excellent	Very Good	Good	Average	Poor
Environment	✓				
Infrastructure	✓				
Faculty	✓				
Quality of Support Material	✓				
Training and Placement	✓				
Library	✓				
Overall Experience as a Students	✓				

B. Patil
Signature

Tabular Analysis of Alumni Feedback Response

Sr. No.	Attributes	No. of Alumni	Total No. Rating	Average Rating	% Ratings
1.	Environment	45	340	5.0	100 %
2.	Infrastructure	45	340	5.0	100 %
3.	Faculty	45	340	5.0	100 %
4.	Quality of support material	45	340	5.0	100 %
5.	Training and Placement	45	340	5.0	100 %
6.	Library	45	340	5.0	100 %
7.	Overall experience of Student	45	340	5.0	100 %
8.	Any suggestion	Recorded			
*	Average of All Ratings	100.0 %			

Graphical Analysis of Alumni Feedback Response Evaluation



OBSERVATION AND ACTION TAKEN FROM ABOVE ANALYSIS

Analysis Report on the Alumni Feedback

We have received feedback from 70 numbers of Students'' through offline process.

Average Rating of Alumni feedback Response found to be at 100.0 % Scale for Opinion of Alumni's found to be at Rank A (100-80).

The following are the observations on Alumni Feedback

1. Please improve quality Uniform.
2. Instrumental knowledge to students.
3. Required betterment in Utility box materials.

Action taken against Feedback

1. Improved quality of Uniform instructed to vendor.
2. Provided instrumental knowledge to student using training sessions with collaboration of Shree Clinical Laboratory PVT. LTD.
3. Done with addition of Genuine products for lasting whole 8 sem .

8. STAKEHOLDERS FEEDBACK

Category: Stakeholders Feedback


Total number of Employer recorded feedback: 21

Total number of questions attempted: 10

Feedback Type: Offline

Screen Shot of Feedback Submission

ISO 9001:2008 Certified & NBA Accredited B.Pharm Course


Mahatma Gandhi Shikshan Mandal's
SMT. SHARADCHANDRIKA SURESH PATIL COLLEGE OF PHARMACY
Chopda Tal. Chopda Dist. Jalgaon, Maharashtra- 425 107

STAKEHOLDER FEEDBACK FORM

ACADEMIC YEAR 2018-2019

STAKEHOLDER NAME: Dr. S. S. Patil

ORGANIZATION: Secretary MGSMS Chopda


PHONE NO.: —

MOBILE NO. —

NOTE: Smt. Sharadchandrika Suresh Patil College of Pharmacy, Chopda strives to provide education as per the changing needs of society and Students. Parents are important stakeholders of education, therefore their satisfaction is important to us. Parents are requested to give their feedback on the following features/facilities college is providing to their ward. Please rate each feature and assign numbers according to the following response scheme.

Sr. No.	Features	5	4	3	2	1
1	This organization has a clear mission, vision, and goals.	✓				
2	Are you interested to explore more about the work of this organization?		✓			
3	Do you understand your role in this organization?			✓		
4	Do you think that this organization helps the employee to perform well?	✓				
5	Do you think this organization is credible and accountable?	✓				
6	Do you get any advantages or benefits in working with this organization?		✓			
7	Student welfare system is effective and satisfactory?	✓				
8	Is various training programmes, cocurricular and extracurricular activities are sufficient?	✓				
9	Is institute incorporates moral and professional ethics?		✓			

Any other suggestions: _____

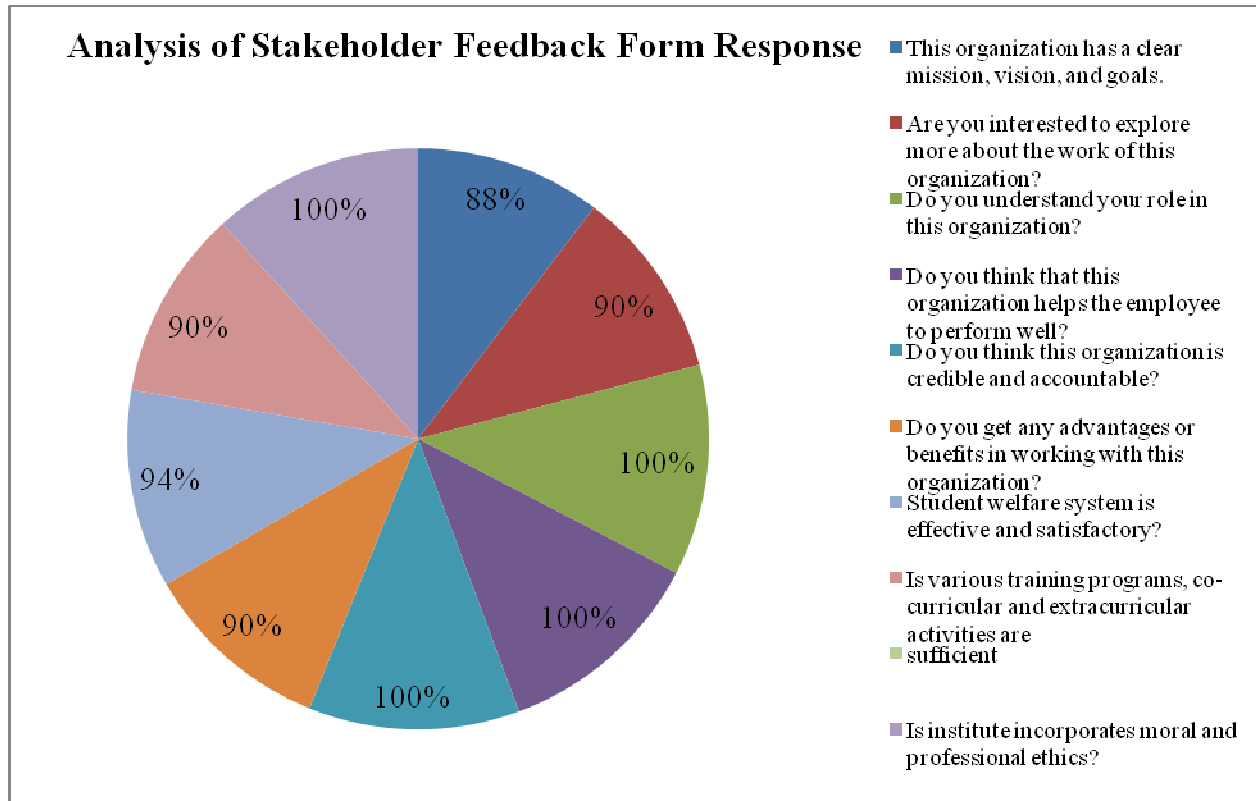

STAKEHOLDER SEAL AND SIGNATURE

Note:
5 - Outstanding 4 - Excellent 3 - Very Good 2 - Good 1 - Average

Tabular Analysis of Stakeholder Feedback Form Response

Sr. No.	Attributes	No. of Stakeholders	Total No. Rating	Average Rating	% Ratings
1.	This organization has a clear mission, vision, and goals.	21	105	4.4	88 %
2.	Are you interested to explore more about the work of this organization?	21	105	4.5	90 %
3.	Do you understand your role in this organization?	21	105	5.0	100 %
4.	Do you think that this organization helps the employee to perform well?	21	105	5.0	100 %
5.	Do you think this organization is credible and accountable?	21	105	5.0	100 %
6.	Do you get any advantages or benefits in working with this organization?	21	105	4.5	90 %
7.	Student welfare system is effective and satisfactory?	21	105	4.7	94 %
8.	Is various training programs, co-curricular and extracurricular activities are sufficient	21	105	4.5	90 %
9.	Is institute incorporates moral and professional ethics?	21	105	5.0	100 %
10.	Any suggestion	Recorded			
*	Average of All Ratings	94.66 %			

Graphical Analysis of Stakeholder Feedback Response Evaluation



OBSERVATION AND ACTION TAKEN FROM ABOVE ANALYSIS

Analysis Report on the Stakeholders Feedback Form Response

We have received feedback from 21 numbers through offline process.


Average Rating of Stakeholders feedback form Response found to be at 94.66 % Scale for Opinion of Stakeholders' found to be at Rank A (100-80).

The following are the observations on Stakeholders Feedback

1. To take disciplinary action about attendance of students.
2. To provide little more attention to enhance practical knowledge of students.
3. Engage students in whole college time.

Action taken against Feedback

1. Designed attendance reporting to parents as a disciplinary action about attendance of students.
2. More potentially focused on students to enhance practical knowledge.
3. By giving mini tasks relatively depended on Academics to make them engaged.



Dr. S. S. Mahajan
(Coordinator, IQAC)



Dr. A. V. Patil
(Academic In charge)



Dr. G. P. Vadnere
(Principal)



PRINCIPAL
Mahatma Gandhi Shikshan Mandal's
Smt. Sharadchandrika Suresh Patil
College of Pharmacy,
Chopda Dist. Jalgaon (M. S.)



ISO 9001:2008 Certified & NBA Reaccredited B. Pharm Course
Mahatma Gandhi Shikshan Mandal's

Smt. Sharadchandrika Suresh Patil College of Pharmacy

Chopda-425107. Dist. Jalgaon, (M.S.), India.

Phone / Fax No - +91-2586-222366/223150. E-mail-bpharmchopda@yahoo.com

(Affiliated to Kavayitri Bahinabai Chaudhari North Maharashtra University, Approved by Govt. of Maharashtra and Pharmacy Council of India, New Delhi.)



Dr. Suresh G. Patil
Founder President

Adv. Sandeep S. Patil
President

Dr. G. P. Vadnere
Principal

Feedback Analysis and Action Taken Report

(Academic Year 2017-2018)

This Report has been prepared by following members

Sr. No.	Name of Member	Designation
1.	Dr. S.S. Mahajan	Coordinator, IQAC
2.	Dr. A. V. Patil	Academic In charge
3.	Dr. G. P. Vadnere	Principal

Internal Quality Assurance Cell (IQAC)
Smt. Sharadchandrika Suresh Patil College of Pharmacy, Chopda

Being distinctive from its very start and founding, Smt. Sharadchandrika Suresh Patil College of Pharmacy, Chopda, has become a standard of quality and innovation for the field of education. With quality nutrition as its primary goal, the institute's IQAC has created a feedback method that begins with requesting input from diverse stakeholders using a structured rating-based feedback form. For continual improvement in curriculum creation and enrichment, the institution solicits feedback from students, instructors, alumnae, and employers. The analysis of the comments from stakeholders is summarized as follows for the period 2017-2018.

Feedback Type: Offline

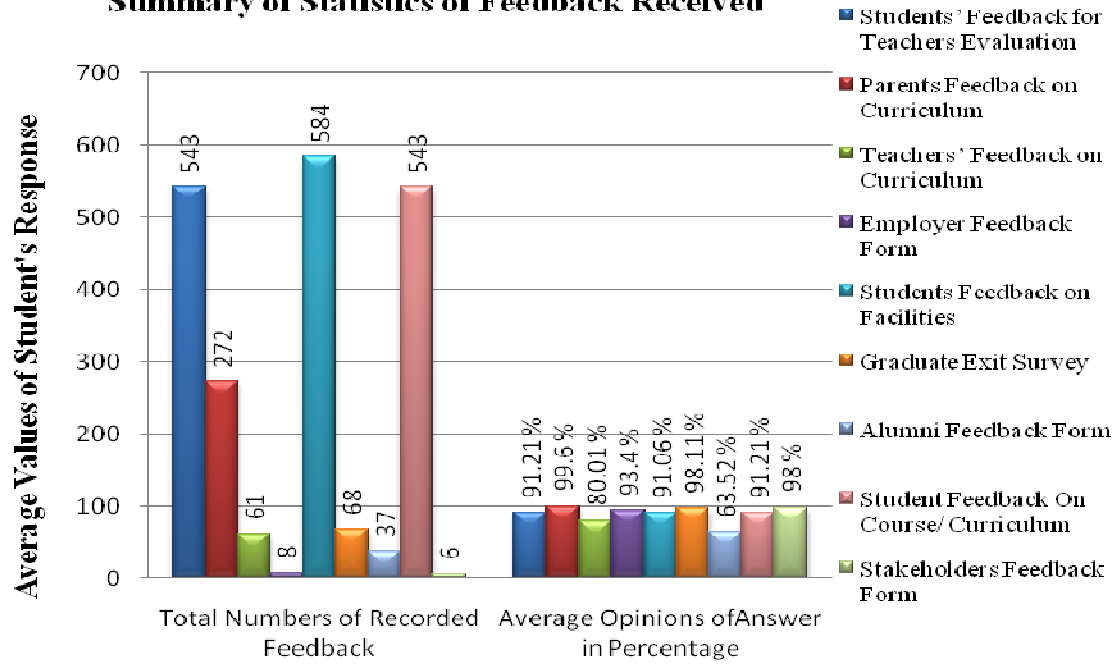
Summary of Statistics of Feedback Received

Sr. No.	Feedback Category	Total Numbers of Recorded Feedback	Average Opinions of Answer in Percentage
1.	Students' Feedback for Teachers Evaluation	543	91.21%
2.	Parents Feedback on Curriculum	272	99.6 %
3.	Teachers' Feedback on Curriculum	61	80.01 %
4.	Employer Feedback Form	08	93.4%
5.	Students Feedback on Facilities	584	91.06 %
6.	Graduate Exit Survey	68	98.11 %
7.	Alumni Feedback Form	37	63.52 %
8.	Student Feedback On Course/ Curriculum	543	91.21 %
9.	Stakeholders Feedback Form	06	98.00%

**Average Rating of All Stakeholders Feedback Response found to be 86.12 %
Scale for Opinion of All Stakeholders found to be at Rank A (100-80).**

Sr. No.	Rank divided In between %	Rank given (A to E) on basis of Statistically
1.	100-80 %	A
2.	80-60%	B
3.	60-40%	C
4.	40-20%	D
5.	20-00%	E

Summary of Statistics of Feedback Received



1. STUDENTS' FEEDBACK FOR TEACHERS EVALUATION / COURSE / CURRICULUM / ADMINISTRATION / INFRASTRUCTURE

The questionnaire is intended to collect information relating to your satisfaction towards the faculty, teaching, learning, teachers evaluation, course, curriculum, administration, infrastructure and evaluation. The information provided by you will be kept confidential and will be used as important feedback for quality improvement of the program of studies/College. They should give ranking out of 5 for each attribute mentioned below by considering that the highest number indicates the best performance as below.

Directions

For each item please indicate your level of satisfaction with the following statement by clicking a score between 1 and 5. (*1 - Average, 2 – Good, 3 – Very Good, 4 – Excellent, 5 – Outstanding*)

Category: Students' Feedback

Total number of Students' recorded feedback: 543

Total number of questions attempted:

10 (On Teachers Evaluation, Course and Academics)

06 (On Administration)

11 (On Infrastructure)

Feedback Type: Offline (From SEM 1 to 8th)

Screen Shot of Feedback Submission

ACAD-R-29	SMT. SHARADCHANDRIKA SURESH PATIL COLLEGE OF PHARMACY, CHOPDA
STUDENT FEEDBACK FORM	
Page 01/02	

Class: First Year

Semester: I

Academic Year: 2017-2018

Student should express their views without any reservations. This Feedback will be used to improve the teaching learning and general administration process of the institute. They should give ranking out of 5 for each attribute mentioned below by considering that the highest number indicates the best performance as below.

A) ACADEMICS

1- Not Satisfactory 2- Satisfactory 3- Good 4- Very Good 5- Excellent

Sr. No.	Attributes	Name of Subject Taught											
		BP101T	BP102T	BP103T	BP104T	BP105T	BP107P	BP108P	BP109P	BP110P	BP111P	BP106RBT BP112RBP	BP106RNT
1	Teaching Course Material & Lecture Preparation	5	5	5	5	4	5	5	4	5	5	4	5
2	Presentation Skills & Effectiveness	5	5	5	5	4	5	5	5	5	5	5	4
3	Technical Competence / Core Knowledge	5	4	5	5	4	5	4	5	5	5	5	4
4	Practical approach in conducting practical's / Theory & Innovation.	5	5	5	5	4	5	5	5	5	5	5	4
5	Fairness in internal assessment & evaluation	4	4	5	4	5	5	5	5	4	5	5	4
6	Punctuality / Regularity	4	5	5	4	5	5	5	5	5	5	5	5
7	Problem solving & Interaction with Students	4	4	5	4	5	4	5	5	5	4	5	4
8	Personal Counseling & guidance	5	5	5	5	5	5	5	5	5	5	5	4
9	Coverage of Syllabus	5	4	5	3	4	5	5	5	4	5	5	5
10	Use of Audio / Video teaching aids	5	5	5	4	4	4	5	5	5	4	5	4

General Suggestions regarding academics, if any:

Boy's common room

B) ADMINISTRATION

1 -Not Satisfactory 2- Satisfactory 3- Good 4- Very Good 5- Excellent

Sr. No.	Attributes	Give Rating (out of 5)
1	Admin	5
2	Student section	5
3	Exam section	4
4	Housekeeping	5
5	Infrastructure	4
6	General Facilities	5

c) LIBRARY

Sr. No.	Attributes	Give Rating (out of 5)
1	Library Resources	5
2	Library Services	4
3	Library Staff	4

D) TRAINING AND PLACEMENT

Sr. No.	Attributes	Give Rating (out of 5)
1	Faculty/ Institute Efforts towards Recruitment	5
2	Training / Internship / Guest Lectures / Industrial Visits	4

Any other suggestions:

arrange the sports activities

Tabular Analysis of Students' Feedback Academics on basis of Questions

A) ACADEMICS

1- Not Satisfactory 2- Satisfactory 3- Good 4- Very Good 5- Excellent

Sr. No.	Attributes	No. of Subjects	No. of Students	Total rating (combined for 11 Subjects)	Average Rating	% Ratings
1.	Teaching Course Material & Lecture Preparation	12	543	5130	4.5	90 %
2.	Presentation Skills & Effectiveness	12	543	5210	4.57	90 %
3.	Technical Competence / Core Knowledge	12	543	5100	4.47	88 %
4.	Practical approach in conducting practical's / Theory & Innovation.	12	543	5140	4.53	90 %
5.	Fairness in internal assessment & evaluation	12	543	5125	4.49	88 %
6	Punctuality / Regularity	12	543	5035	4.41	88 %
7.	Problem solving & Interaction with Students	12	543	5045	4.25	84 %
8.	Personal Counseling & guidance	12	543	5400	4.73	94 %
9.	Coverage of Syllabus	12	543	4845	4.25	84 %
10.	Use of Audio / Video teaching aids	12	543	5045	4.42	88 %
*	Average of All Ratings			4.02		80.4 %

B) ADMINISTRATION

1 -Not Satisfactory 2- Satisfactory 3- Good 4- Very Good 5- Excellent

Sr. No.	Attributes	No. of Students	Total Rating	Average Rating	% Ratings
1.	Admin	543	444	4.67	92 %
2.	Student section	543	423	4.45	88 %
3.	Exam section	543	441	4.64	92 %
4.	Housekeeping	543	439	4.6	92 %
5.	Infrastructure	543	436	4.58	90 %
6.	General Facilities	543	434	4.56	90 %
*	Average of All Ratings		4.5		90 %

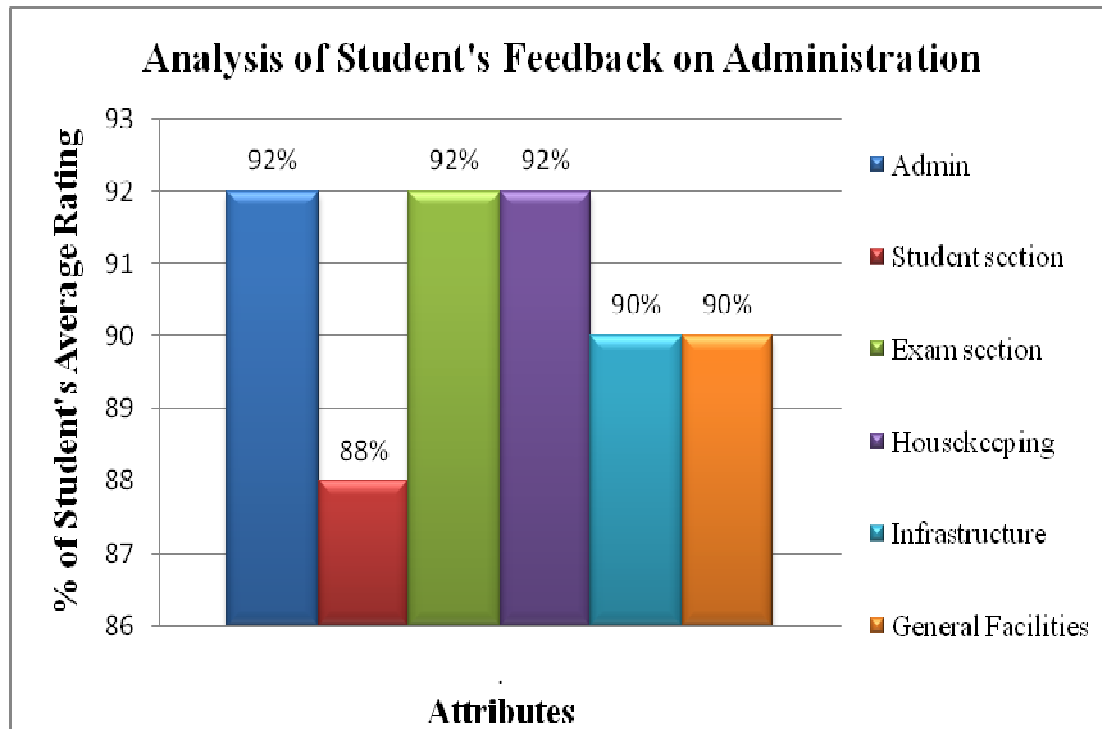
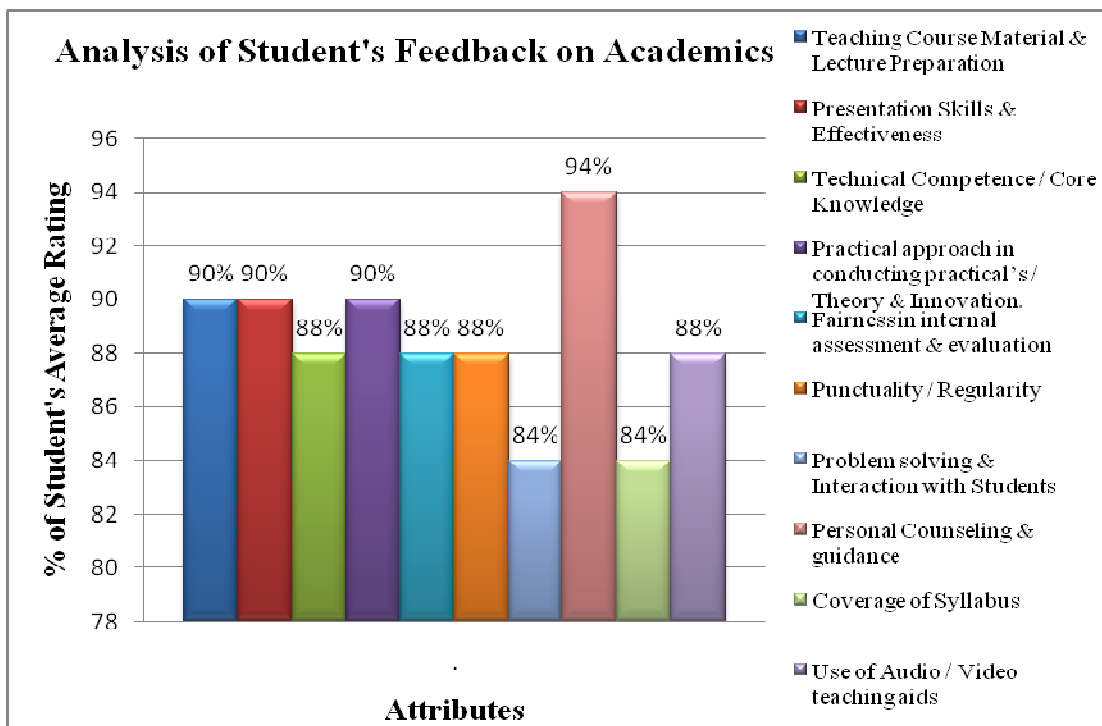
C) LIBRARY

Sr. No.	Attributes	No. of Students	Total Rating	Average Rating	% Ratings
1.	Library Resources	543	445	4.68	92 %
2.	Library Services	543	421	4.43	88 %
3.	Library Staff	543	441	4.64	92 %
*	Average of All Ratings		4.5		

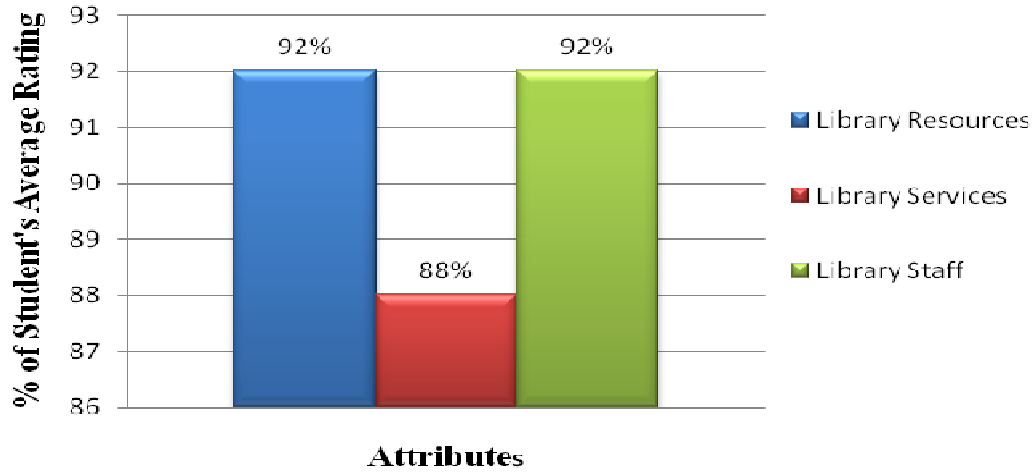
D) TRAINING AND PLACEMENT

Sr. No.	Attributes	No. of Students	Total Rating	Average Rating	% Ratings
1.	Faculty/ Institute Efforts towards Recruitment	543	450	4.7	92 %
2.	Training / Internship / Guest Lectures / Industrial Visits	543	447	4.7	88 %
*	Average of All Ratings		4.7	94 %	

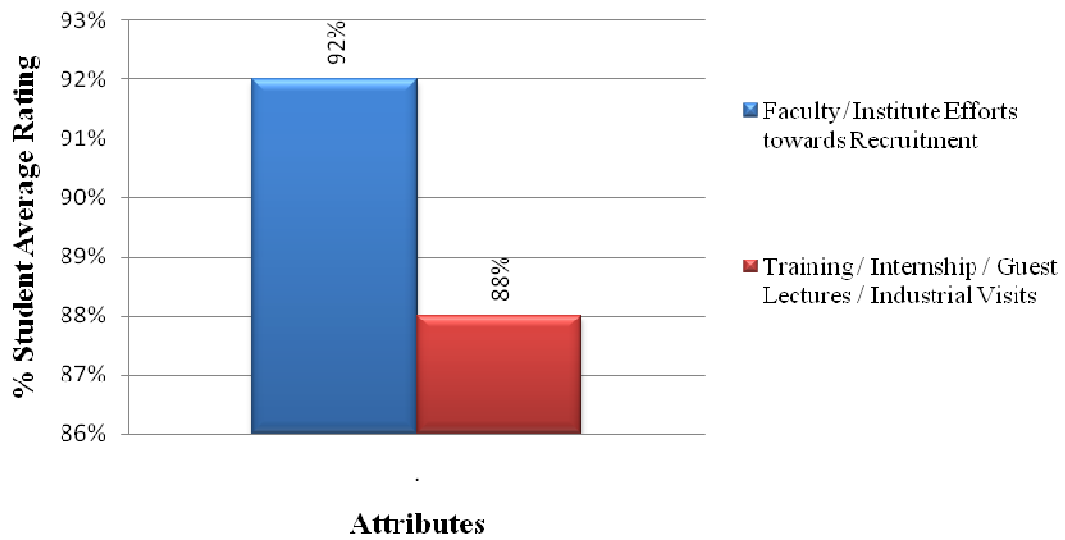
Graphical Analysis of Students' Feedback Response for Teachers Evaluation on Course / Curriculum / Administration / Infrastructure



Analysis of Student's Feedback on Library



Analysis of Student's Feedback on Training and Placement



OBSERVATION AND ACTION TAKEN FROM ABOVE ANALYSIS

Analysis Report on the Students' Feedback for Teacher's Evaluation / Course / Curriculum / Administration / Infrastructure

We have received feedback from 543 numbers of Students' through offline process.

Average Rating of Teachers' Feedback Response found to be at 94 %

Scale for Opinion of Teachers' found to be at Rank A (100-80).

The following are observations on Students' Feedback for Teachers Evaluation

1. Use of Digital Boards.
2. Use of animated videos during lectures.
3. Repairing of fans.
4. Water cooler.

Action Taken on Feedback

1. Developed and utilized digital smart class rooms for students.
2. Use animated videos for concept clearance.
3. Repaired fans.
4. Started water Cooler Facility.

2. TEACHERS' FEEDBACK ON CURRICULUM

Category: Teachers' Feedback on Curriculum

Total number of Teachers' recorded feedback: 61

Total number of questions attempted: 19

Feedback Type: Offline

Screen Shot of Online Feedback Submission

ACAD-R-29	SMT. SHARADCHNADRIKA SURESH PATIL COLLEGE OF PHARMACY, CHOPDA		
TEACHER FEEDBACK ON CURRICULUM Academic Year: 2017-2018			
Course: B. Pharmacy	Class: F. Y. B. Pharmacy		Semester: I
<p>This questionnaire is intended to collect information relating to your satisfaction towards the curriculum. The information provided by you will be used as important feedback for quality improvement of the course/ syllabus/ curriculum.</p> <p>Directions: For each item please indicate your level of satisfaction with the following statement by clicking a score between 1 and 5. (1 - Average, 2 - Good, 3 - Very Good, 4 - Excellent, 5 - Outstanding)</p>			

Questions	BP101T	BP102T	BP103T	BP104T	BP105T	BP106T	BP107T	BP108T	BP109T	BP110T	BP111T	BP108BT	BP112BT	BP109BT
Syllabus is suitable to the course	4	5	4	5	4	5	4	5	4	5	4	4	5	4
Syllabus is need based.	5	4	4	5	4	4	5	4	5	4	5	5	4	4
Aims and objectives of the syllabi are well defined and clear to teachers and students.	4	5	4	4	4	5	5	4	5	4	5	5	4	4
Course content is followed by corresponding reference materials.	4	4	5	4	5	4	5	4	4	5	4	4	4	4
Sufficient number of prescribed books are available in the Library.	5	5	4	4	4	4	4	4	5	4	4	4	5	5
The course/syllabus has good balance between theory and application.	5	4	4	5	4	4	5	5	4	5	5	5	5	5
The course/syllabus has made me interested in the subject area.	4	5	4	4	5	4	5	4	5	5	5	4	5	5
The course/syllabus of this subject increased my knowledge and perspective in the subject area.	4	5	4	4	4	4	4	5	4	5	4	4	5	5
The course/programme of studies carries sufficient number of optional papers	5	4	4	5	5	4	5	5	5	4	5	5	5	5
The books prescribed/listed as reference materials are relevant, updated and appropriate.	5	4	5	4	5	5	4	5	4	5	5	5	5	5

Infrastructural facilities, such as teacher's rooms/cumels, class rooms, reading rooms and toilets are available in the Department.	4	5	4	5	4	5	4	4	4	4	4	5
Staff canteen is available at the faculty level.	5	5	4	4	5	4	4	5	5	4	5	4
Tests and examinations are conducted well in time with proper coverage of all units in the syllabus.	5	4	5	4	4	5	4	5	4	4	5	4
I have the freedom to adopt new techniques/strategies of teaching such as seminar presentations, group discussions and learners' participation.	4	5	4	4	5	4	4	5	5	4	4	4
I have the freedom to adopt/adapt new techniques/strategies of testing and assessment of students.	4	5	4	5	4	4	4	5	4	5	4	5
The environment in the department is conducive to teaching and research.	4	5	4	5	4	5	4	4	5	4	5	4
The administration is teacher friendly. The University provides adequate and smooth support for projects and research facilities.	5	4	4	5	4	5	4	5	4	5	4	5
The University provides adequate funding and support to faculty members for upgrading their skills and qualifications.	4	5	4	4	5	4	4	5	4	5	4	4
Provisions for professional development are non-discriminatory and fair.	5	4	4	5	4	4	4	5	4	5	5	4

General Suggestions if any

Cold water not available

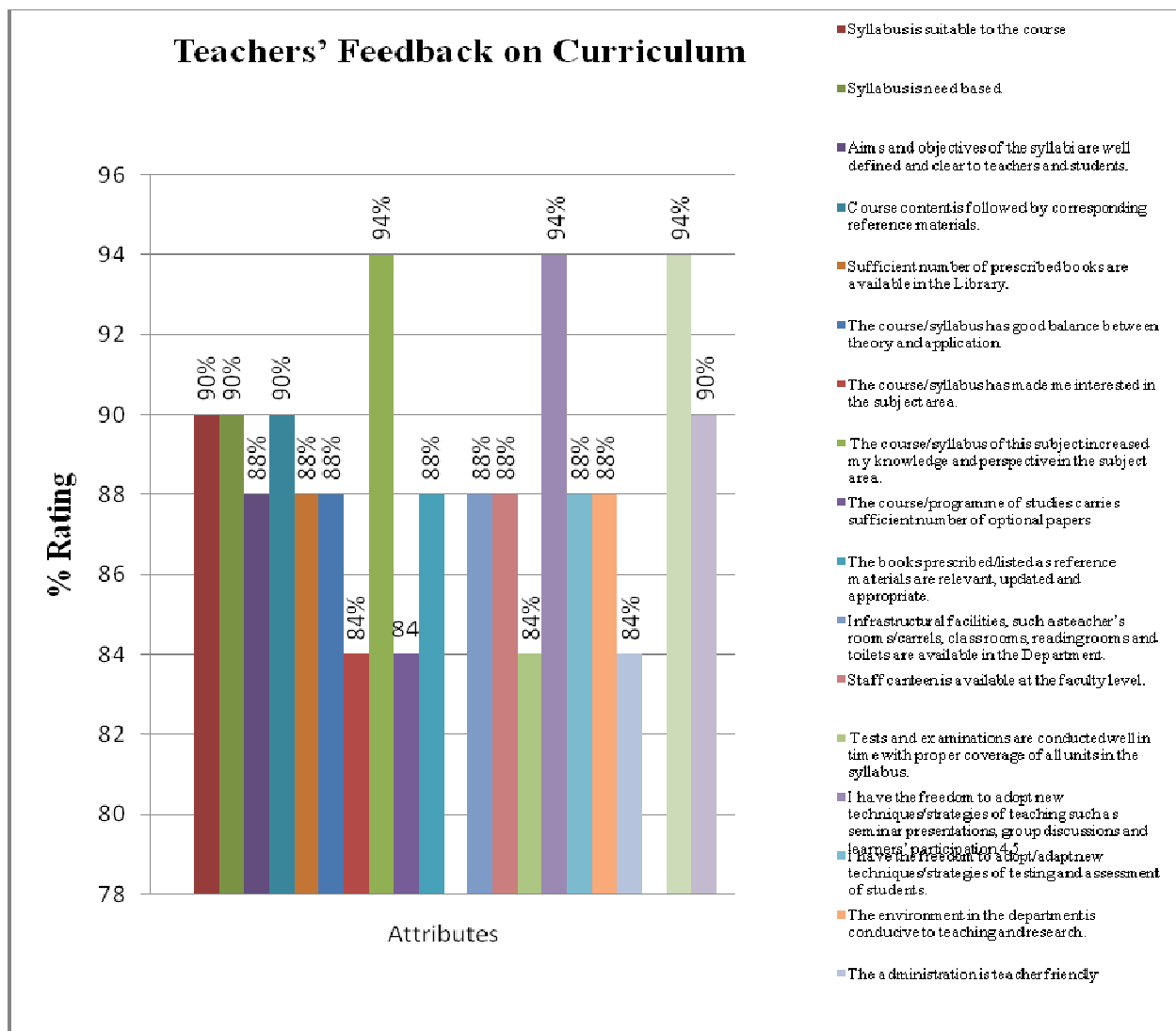


Tabular Analysis of Teachers' Feedback on Curriculum Response

Sr. No.	Attributes	No. of Subjects	No. of Students	Total Rating	Average Rating	% Ratings
1.	Syllabus is suitable to the course	85	61	305	4.5	90 %
2.	Syllabus is need based.	85	61	305	4.57	90 %
3.	Aims and objectives of the syllabi are well defined and clear to teachers and students.	85	61	305	4.47	88 %
4.	Course content is followed by corresponding reference materials.	85	61	305	4.53	90 %
5.	Sufficient number of prescribed books are available in the Library.	85	61	305	4.49	88 %
6.	The course/syllabus has good balance between theory and application.	85	61	305	4.41	88 %
7.	The course/syllabus has made me interested in the subject area.	85	61	305	4.25	84 %
8.	The course/syllabus of this subject increased my knowledge and perspective in the subject area.	85	61	305	4.73	94 %
9.	The course/programme of studies carries sufficient number of optional papers	85	61	305	4.25	84 %
10.	The books prescribed/listed as reference materials are relevant, updated and appropriate.	85	61	305	4.42	88 %
11.	Infrastructural facilities, such as teacher's rooms/carrels, class rooms, reading rooms and toilets are available in the Department.	85	61	305	4.49	88 %
12.	Staff canteen is available at the faculty level.	85	61	305	4.41	88 %

13.	Tests and examinations are conducted well in time with proper coverage of all units in the syllabus.	85	61	305	4.25	84 %
14.	I have the freedom to adopt new techniques/strategies of teaching such as seminar presentations, group discussions and learners' participation.4.5	85	61	305	4.73	94 %
15.	I have the freedom to adopt/adapt new techniques/strategies of testing and assessment of students.	85	61	305	4.49	88 %
16.	The environment in the department is conducive to teaching and research.	85	61	305	4.41	88 %
17.	The administration is teacher friendly The University provides adequate and smooth support for projects and research facilities.	85	61	305	4.25	84 %
18.	The University provides adequate funding and support to faculty members for upgrading their skills and qualifications.	85	61	305	4.73	94 %
19.	Provisions for professional development are non-discriminatory and fair.	85	61	305	4.55	90 %
*	Average of All Ratings				4.0	80.1 %

Graphical Analysis of Teachers' Feedback Response for Curriculum Evaluation



OBSERVATION AND ACTION TAKEN FROM ABOVE ANALYSIS

Analysis Report on the Teachers' Feedback on Curriculum Response Received

We have received feedback from 61 numbers of Teachers' through offline process.

*Average Rating of Teachers' Feedback Response found to be at **80.01%***

Scale for Opinion of Teachers' found to be at Rank A (100-80).

The following are the observations on Teachers' Feedback on Curriculum

1. Seminars/conferences on Review and Research papers can be organized.
2. A study group be formed to regulate the new challenges occurred in the form of change in Exam Pattern by PCI.
3. Students' interaction with industries should be increased.

Action taken against Feedback

1. Seminars/conferences under the topic of current trends in field of pharmaceuticals to emerge Review and Research papers organized.
2. A study group be formed under existing local guardian to regulate new type offset in study system.
3. Arranged industrial visits and Training compulsory minimum for one month.

3. PARENTS' FEEDBACK ON CURRICULUM

Category: Parents' Feedback on Curriculum

Total number of Parents' recorded feedback: 272

Total number of questions attempted: 10

Feedback Type: Offline

Screen Shot of offline Feedback Submission

Chopda Tal. Chopda Dist. Jalgaon, Maharashtra- 425 107

PARENT FEEDBACK FORM
Academic Year 2017 -2018

PARENT NAME (पालकाचे नाव) : _____

CLASS: FIRST YEAR B. PHARMACY
NAME OF STUDENT: _____
(पाल्याचे नाव व वर्ग)

MOBILE NO. (फोन न.) _____

NOTE: Smt. Sharadchandrika Suresh Patil College of Pharmacy, Chopda strives to provide education as per the changing needs of society and Students. Parents are important stakeholders of education, therefore their satisfaction is important to us. Parents are requested to give their feedback on the following features/facilities college is providing to their ward. Please rate each feature and assign numbers according to the following response scheme.

(बीमती. शरदचंद्रिका सुरेश पाटील कॉलेज ऑफ फार्मसी, चोपडा हे समाज आणि विद्यार्थ्यांच्या बदलत्या गरजांनुसार शिक्षण देण्याचा प्रयत्न करते. पालक हे शिक्षणाचे महत्वाचे भागधारक आहेत, म्हणून त्यांचे समाधान आपल्यासाठी महत्वाचे आहे. पालकांना विनंती करण्यात आली आहे की त्यांनी त्यांच्या बॉर्डर कॉलेज देत असलेल्या खालील वैशिष्ट्ये/सुविधांबद्दल त्यांचा अभिप्राय द्यावा. कृपया प्रत्येक वैशिष्ट्याला रेट करा आणि खालील प्रतिसाद योजनेनुसार रूमांक द्या.)

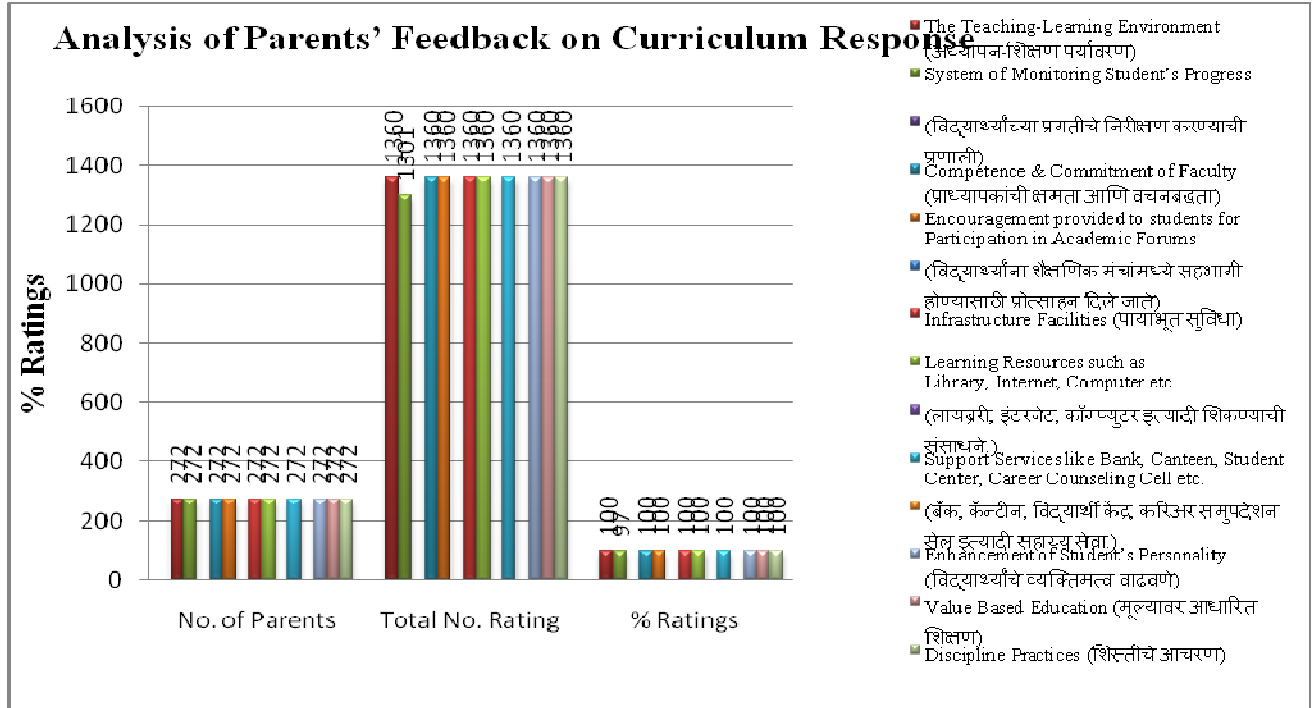
Sr. No.	Features	5	4	3	2	1
1	The Teaching-Learning Environment (अध्यापन-शिक्षण पर्यावरण)					
2	System of Monitoring Student's Progress (विद्यार्थ्यांच्या प्रगतीचे निरीक्षण करण्याची प्रणाली)					
3	Competence & Commitment of Faculty (प्राध्यापकांची अमत्ता आणि वचनबद्धता)					
4	Encouragement provided to students for Participation in Academic Forums (विद्यार्थ्यांना शैक्षणिक मंचांमध्ये सहभागी होण्यासाठी प्रोत्साहन दिले जाते)					
5	Infrastructure Facilities (पायाभूत सुविधा)					
6	Learning Resources such as Library, Internet, Computer etc. (ज्ञानस्रोत, इंटरनेट, कॉम्प्युटर इत्यादी शिकण्याची संधी.)					
7	Support Services like Bank, Canteen, Student Center, Career Counseling Cell etc. (बँक, कॅन्टीन, विद्यार्थी केंद्र, करिअर सल्लागार सेल इत्यादी सहस्य सेवा.)					
8	Enhancement of Student's Personality (विद्यार्थ्यांचे व्यक्तिमत्त्व वाढवणे)					
9	Value Based Education (मुल्यावर आधारित शिक्षण)					
10	Discipline Practices (शिष्टीचे आचरण)					

Any other suggestions: _____
(दरद कोणत्याही सूचना सादर करा)

Tabular Analysis of Parents' Feedback on Curriculum Response

Sr. No.	Attributes	No. of Parents	Total No. Rating	Average Rating	% Ratings
1.	The Teaching-Learning Environment (अध्यापन-शिक्षण पर्यावरण)	272	1360	5.0	100 %
2.	System of Monitoring Student's Progress (विद्यार्थ्यांच्या प्रगतीचे निरीक्षण करण्याची प्रणाली)	272	1301	4.7	97 %
3.	Competence & Commitment of Faculty (प्राध्यापकांची क्षमता आणि वचनबद्धता)	272	1360	5.0	100 %
4.	Encouragement provided to students for Participation in Academic Forums (विद्यार्थ्यांना शैक्षणिक मंचांमध्ये सहभागी होण्यासाठी प्रोत्साहन दिले जाते)	272	1360	5.0	100 %
5.	Infrastructure Facilities (पायाभूत सुविधा)	272	1360	5.0	100 %
6.	Learning Resources such as Library, Internet, Computer etc. (लायब्ररी, इंटरनेट, कॉम्प्युटर इत्यादी शिकण्याची संसाधने.)	272	1360	5.0	100 %
7.	Support Services like Bank, Canteen, Student Center, Career Counseling Cell etc. (बँक, कॅन्टीन, विद्यार्थी केंद्र, करिअर समुपदेशन सेल इत्यादी सहाय्य सेवा.)	272	1360	5.0	100 %
8.	Enhancement of Student's Personality (विद्यार्थ्यांचे व्यक्तिमत्व वाढवणे)	272	1360	5.0	100 %
9.	Value Based Education (मूल्यावर आधारित शिक्षण)	272	1360	5.0	100 %
10.	Discipline Practices (शिस्तीचे आचरण)	272	1360	5.0	100 %
*	Average of All Ratings			99.6 %	

Graphical Analysis of Parents' Feedback Response for Curriculum Evaluation



OBSERVATION AND ACTION TAKEN FROM ABOVE ANALYSIS

Analysis Report on the Parents' Feedback on Curriculum Received

We have received feedback from 61 numbers of Teachers' through offline process.

Average Rating of Parents Response found to be at 99.6 %Scale for Opinion of College' found to be at Rank A (100-80).

The following are the observations on Parents' Feedback on Curriculum

1. Conduct the placement opportunities.
2. Request to update teaching and learning tools.
3. Available cold drinking water in summer.

Action taken against Feedback

1. Arranged No. of Campus drives in Collaboration with several reputed pharmacy industries.
2. Updated in smart learning form.
3. Done with Availability of cool water.

4. EMPLOYER FEEDBACK

Category: Employer Feedback


Total number of Employer recorded feedback: 08

Total number of questions attempted: 08

Feedback Type: Offline

Screen Shot of Feedback Submission

ISO 9001:2008 Certified & NBA Accredited B.Pharm Course



Mahatma Gandhi Shikshan Mandal's
SMT. SHARADCHANDRIKA SURESH PATIL COLLEGE OF PHARMACY
 Chopda Tal. Chopda Dist. Jalgaon, Maharashtra- 425 107

EMPLOYER FEEDBACK FORM

ACADEMIC YEAR 2017-2018

EMPLOYER NAME: Mr. Manish Kumar Jain

ORGANIZATION/COMPANY: Lupin Pvt Ltd. Lardia Mang Indore.

POSITION: HR Manager.

PHONE NO.: 912266402323. hr@lupin.com.

MOBILE NO. —

Dear Employer,

Many graduates of our College, Smt. Sharadchandrika Suresh Patil College of Pharmacy, Chopda are already working in your organization. We are thankful to you for providing them employment with your prestigious Company/Organization. We shall very much appreciate and be grateful to you if you can spare some of your valuable time to fill up this feedback form. It will help us to improve the Institute further and give you better employees in future.

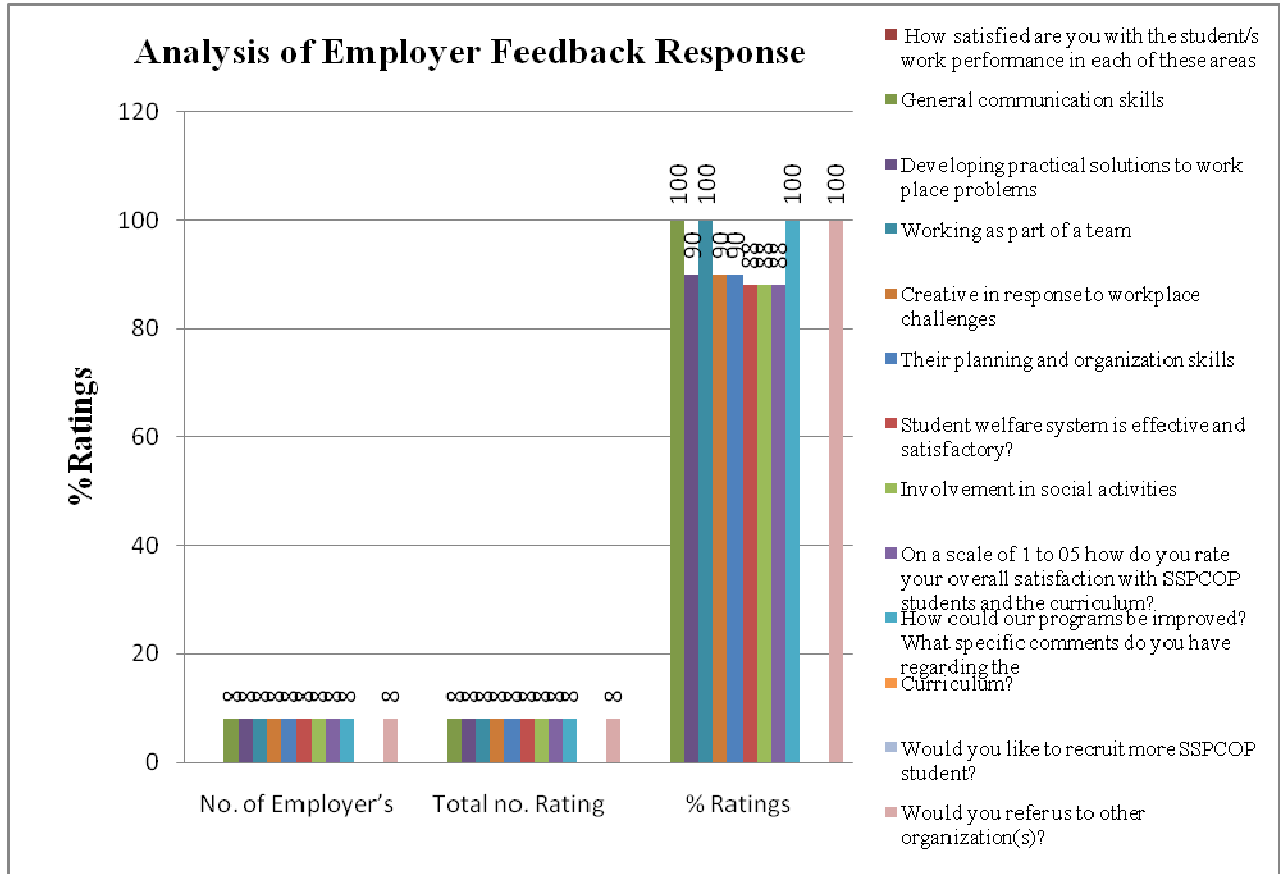
Tick the number that best describes your level of satisfaction at each question: 5 – Very Happy, 4 - Happy
 3 - Satisfied, 2- Not satisfied, 1 – Far from Satisfied.

Sr. No.	Features	5	4	3	2	1			
Q.1 How satisfied are you with the student/s work performance in each of these areas									
1	General communication skills	✓							
2	Developing practical solutions to work place problems	✓							
3	Working as part of a team	✓							
4	Creative in response to workplace challenges	✓							
5	Their planning and organization skills	✓							
6	Student welfare system is effective and satisfactory?	✓							
7	Involvement in social activities	✓							
Q.2 On a scale of 1 to 10 how do you rate your overall satisfaction with SSPCOP students and the curriculum?									
1	2	3	4	5	6	7	8	9	10
If you were dissatisfied with any aspect, please comment further:									
—									

Tabular Analysis of Employer Feedback Response

Sr. No.	Attributes	No. of Employer's	Total no. Rating	Average Rating	% Ratings
1.	How satisfied are you with the student/s work performance in each of these areas				
A	General communication skills	8	8	5.0	100 %
B	Developing practical solutions to work place problems	8	8	4.5	90 %
C	Working as part of a team	8	8	4.5	100 %
D	Creative in response to workplace challenges	8	8	4.5	90 %
E	Their planning and organization skills	8	8	4.5	90 %
F	Student welfare system is effective and satisfactory?	8	8	4.4	88 %
G	Involvement in social activities	8	8	4.4	88 %
2.	On a scale of 1 to 05 how do you rate your overall satisfaction with SSPCOP students and the curriculum?	8	8	4.4	88 %
3.	How could our programs be improved? What specific comments do you have regarding the Curriculum? Would you like to recruit more SSPCOP student?	8	8	5.0	100 %
4.	Would you refer us to other organization(s)?	8	8	5.0	100 %
*	Average of All Ratings	93.4 %			

Graphical Analysis of Employer Feedback Response Evaluation



OBSERVATION AND ACTION TAKEN FROM ABOVE ANALYSIS

Analysis Report on the Employers' Feedback Received

We have received feedback from 08 numbers of Employers' through offline process.

Average Rating of Employers' Feedback Response found to be at 93.4 % Scale for Opinion of Employers' found to be 80.37% at Rank A (100-80).

The following are the observations on Employers' Feedback

1. Internships/Project works have to be increased to gain actual knowledge of work place.
2. Syllabi be made more interesting and relevant as per the requirement of the industry.
3. Need to be filled Academic loss of students due to pandemic especially practical techniques.
4. Need to improve Communication skill.

Action taken against Feedback

1. Arranged industrial visits and Training compulsory minimum for one month with college's official permission.
2. By using demonstrations and smart learning tools Syllabi made more interesting and relevant and easier for students.
3. Repeated practical's of previous one by utilizing free weekly half sessions of students.
4. Started Language lab facility for communication skill development.

5. STUDENTS FEEDBACK ON FACILITIES

Category: Students Feedback on Facilities

Total number of recorded feedback: 584

Total number of questions attempted: 11

Feedback Type: Offline

Screen Shot of Feedback Submission

B) ADMINISTRATION

1 -Not Satisfactory 2- Satisfactory 3- Good 4- Very Good 5- Excellent

Sr. No.	Attributes	Give Rating (out of 5)
1	Admin	5
2	Student section	5
3	Exam section	4
4	Housekeeping	5
5	Infrastructure	4
6	General Facilities	5

c) LIBRARY

Sr. No.	Attributes	Give Rating (out of 5)
1	Library Resources	5
2	Library Services	4
3	Library Staff	4

D) TRAINING AND PLACEMENT

Sr. No.	Attributes	Give Rating (out of 5)
1	Faculty/ Institute Efforts towards Recruitment	5
2	Training / Internship / Guest Lectures / Industrial Visits	4

Any other suggestions:

arrange the sports activities

Tabular Analysis of Students Feedback on Facilities Response

A) ADMINISTRATION

1 -Not Satisfactory 2- Satisfactory 3- Good 4- Very Good 5- Excellent

Sr. No.	Attributes	No. of Students	Total Rating	Average Rating	% Ratings
1.	Admin	543	444	4.67	92 %
2.	Student section	543	423	4.45	88 %
3.	Exam section	543	441	4.64	92 %
4.	Housekeeping	543	439	4.6	92 %
5.	Infrastructure	543	436	4.58	90 %
6.	General Facilities	543	434	4.56	90 %
*	Average of All Ratings		4.5		90 %

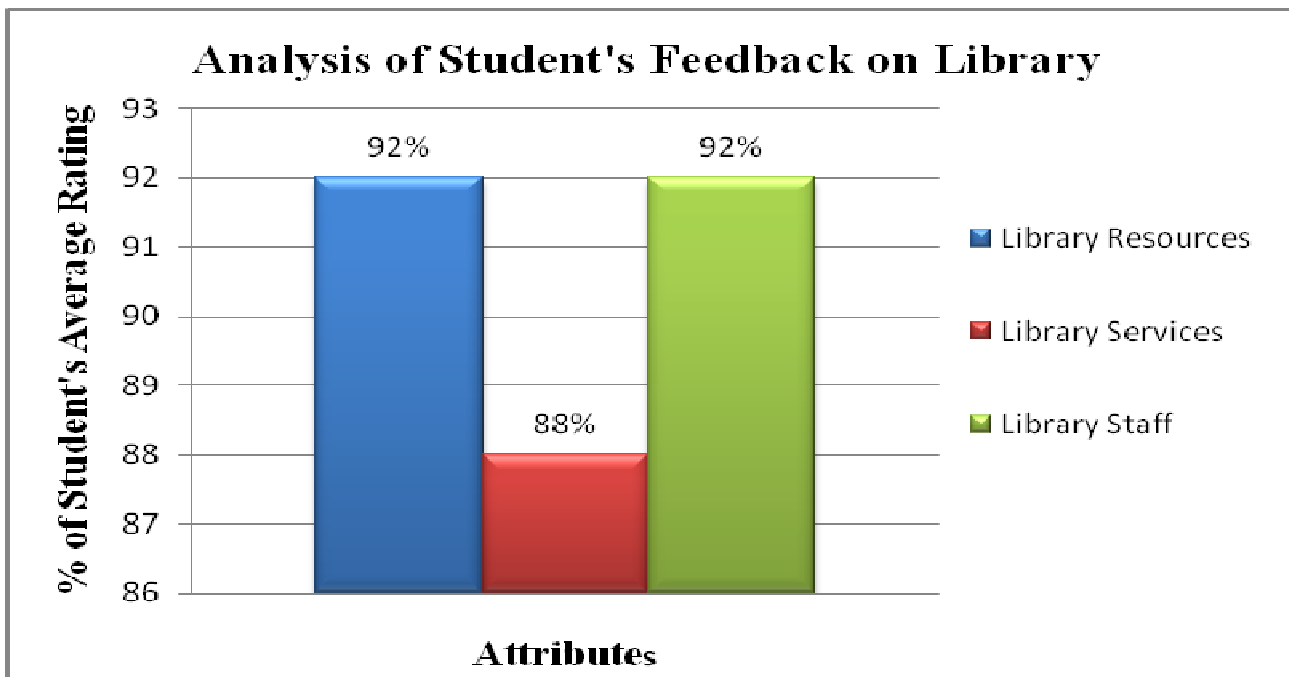
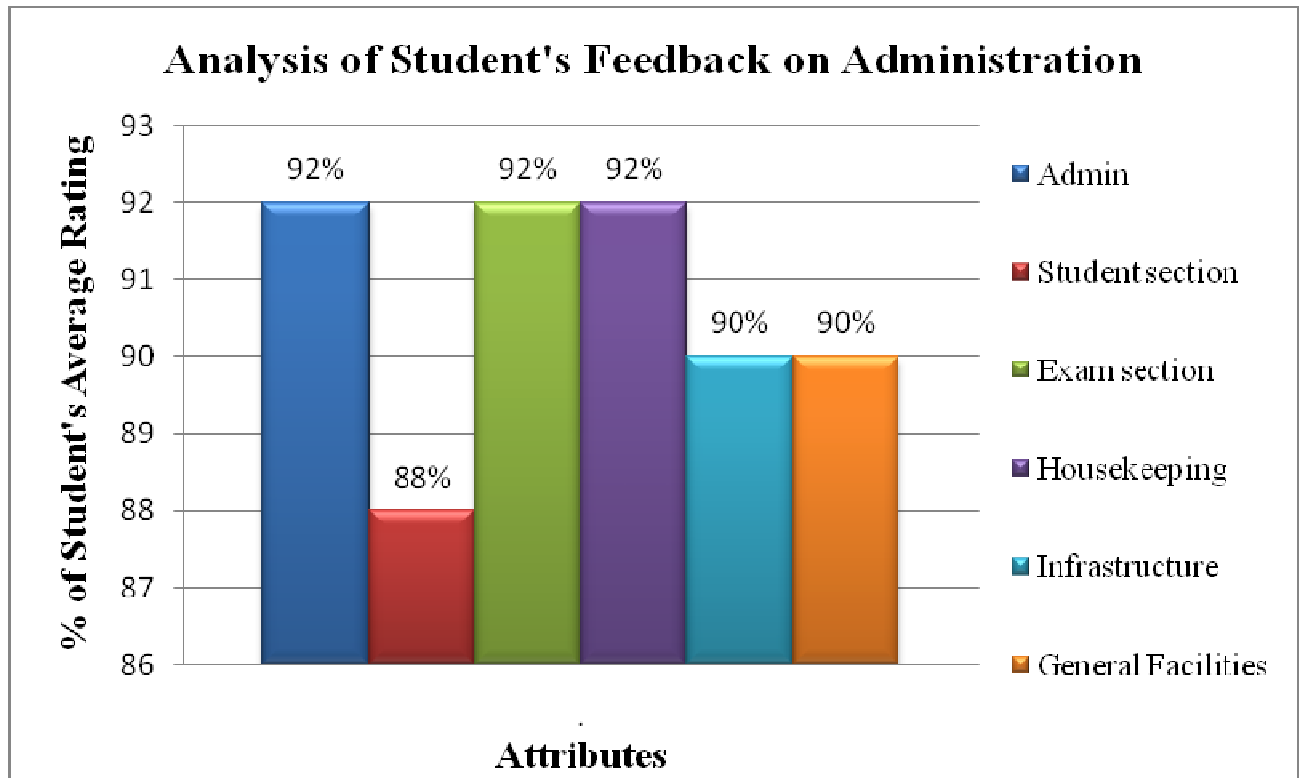
B) LIBRARY

Sr. No.	Attributes	No. of Students	Total Rating	Average Rating	% Ratings
1.	Library Resources	543	445	4.68	92 %
2.	Library Services	543	421	4.43	88 %
3.	Library Staff	543	441	4.64	92 %
*	Average of All Ratings		4.5		90 %

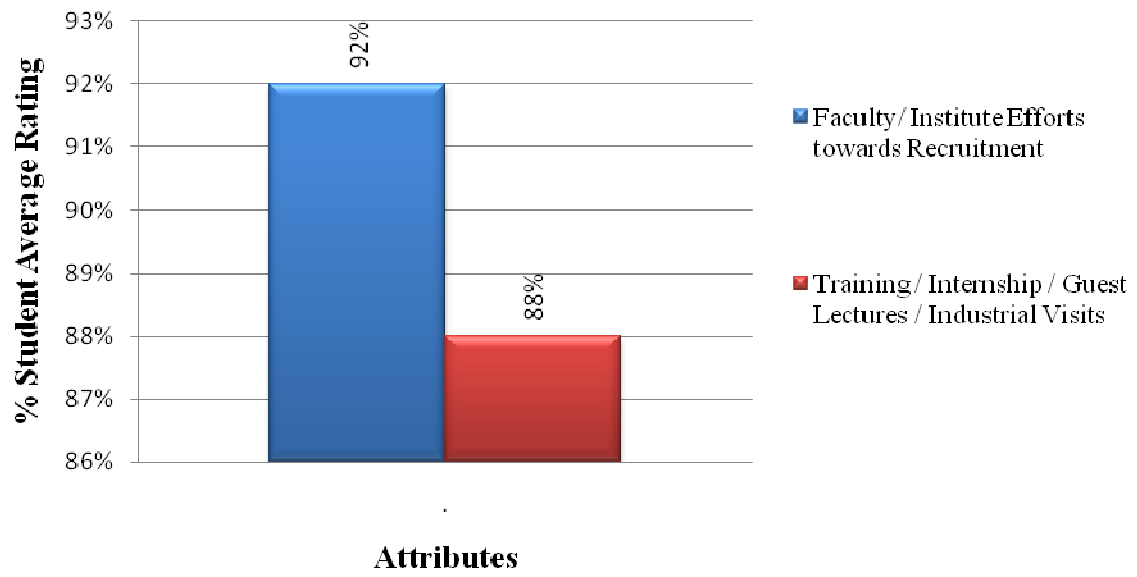
C) TRAINING AND PLACEMENT

Sr. No.	Attributes	No. of Students	Total Rating	Average Rating	% Ratings
1.	Faculty/ Institute Efforts towards Recruitment	543	450	4.7	92 %
2.	Training / Internship / Guest Lectures / Industrial Visits	543	447	4.7	88 %
*	Average of All Ratings		4.7		93.1 %
Mean of all above three tables					91.06 %

Graphical Analysis of Students Feedback Response for Facilities Evaluation



Analysis of Student's Feedback on Training and Placement



OBSERVATION AND ACTION TAKEN FROM ABOVE ANALYSIS

Analysis Report on the Students' Feedback on Facilities Received

We have received feedback from 543 numbers of Teachers' through offline process.

Average Rating of students' Feedback for infrastructure Response found to be at 79.05 %Scale for Opinion of Students' found to be at 91.06% Rank A(100-80).

The following are the observations on Students' Feedback on Facilities

1. Boys common room required.
2. Give ppts and notes in soft word formats.
3. Well maintained cultural events in college premises.

Action taken against Feedback

1. Reopened boys common room which was remained close since one year due to mischievous behavior of some boys under strict observation
2. Subject wise uploaded on blogs.
3. Well maintained cultural events Arranged like fresher's Party, Annual gathering, Farewell in college premises.

6. GRADUATE EXIT SURVEY

Category: Graduate Exit Survey

Total number of Employer recorded feedback: 68


Total number of questions attempted: 10

Feedback Type: Offline

Screen Shot of Feedback Submission

2017-18

ISO 9001:2008 Certified & NBA Accredited B.Pharm Course


Mahatma Gandhi Shikshan Mandal's
SMT. SHARADCHANDRIKA SURESH PATIL COLLEGE OF PHARMACY
Chopda Tal. Chopda Dist. Jalgaon, Maharashtra- 425 107

STUDENT'S EXIT SURVEY
Academic Year 2017-18

Student's Name	Badgurias Nareesh Anil					
Roll No.	01					
Address	Om Nagar Exundol					
Contact No.	-					
E-mail ID	-					
Sr.No	Questionnaire	5	4	3	2	1
1	How much you satisfied with the facilities provided by the Institute?			✓		
2	How much technical know-how (both in Theory and practical) you gained at this Institute?				✓	
3	Academic activities taken by the institute to improve your technical knowledge useful in overall growth?				✓	
4	How much your grievances (if any) handled promptly and properly by the Institute authorities?				✓	
	Level of workshops/conferences/seminar/Industrial Visits/ Quality Improvement Programs organized by the department?			✓		
6	Carrier Guidance provided by the Institute?				✓	
7	Personality Development Opportunities?			✓		
8	Campus Recruitment held at Institute?			✓		
9	Students Club Activities held at Institute?				✓	

Any other suggestions: _____

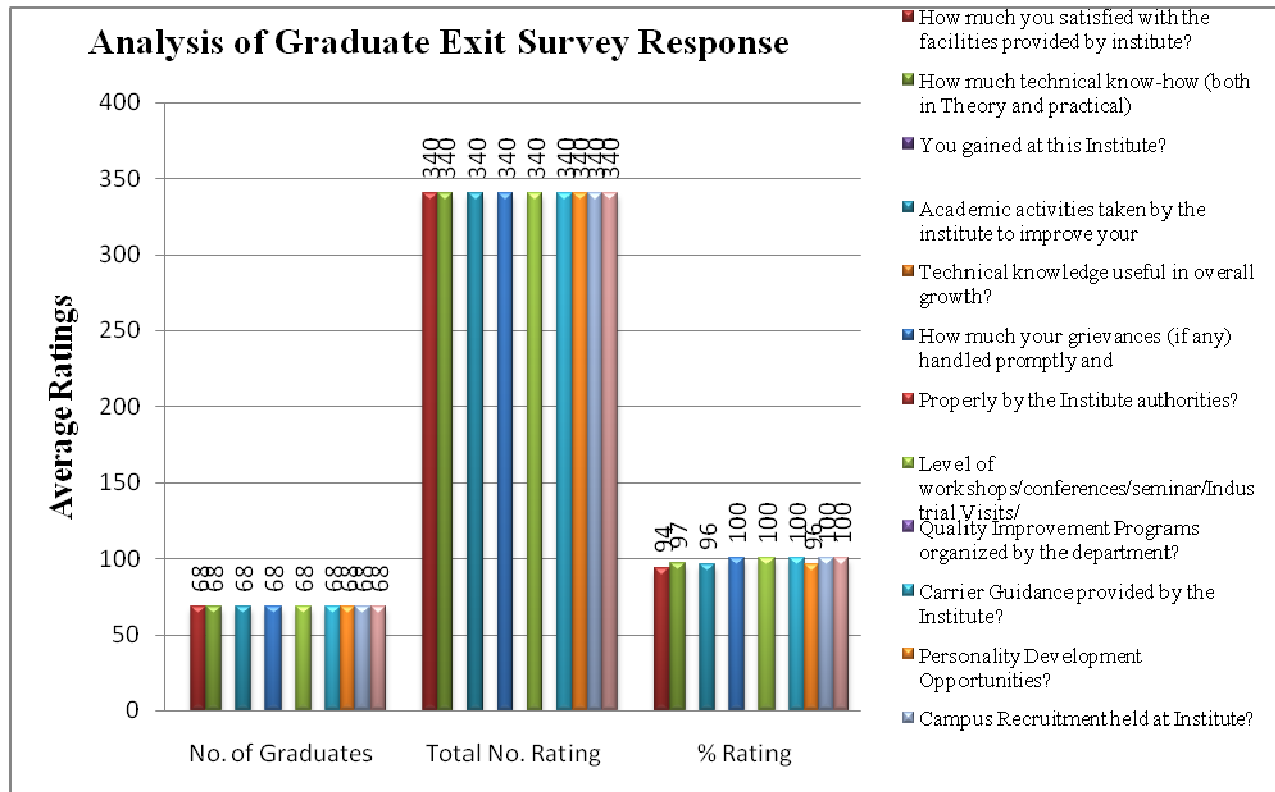
Note:

5 - Outstanding 4 - Excellent 3 - Very Good 2 - Good 1 - Average

Tabular Analysis of Graduate Exit Survey Response

Sr. No.	Attributes	No. of Graduates	Total No. Rating	Average Rating	% Ratings
1	How much you satisfied with the facilities provided by institute?	68	340	4.3	94 %
2	How much technical know-how (both in Theory and practical) You gained at this Institute?	68	340	4.5	97 %
3	Academic activities taken by the institute to improve your Technical knowledge useful in overall growth?	68	340	4.5	96 %
4	How much your grievances (if any) handled promptly and Properly by the Institute authorities?	68	340	5.0	100 %
5	Level of workshops/conferences/seminar/Industrial Visits/ Quality Improvement Programs organized by the department?	68	340	5.0	100 %
6	Carrier Guidance provided by the Institute?	68	340	5.0	100 %
7	Personality Development Opportunities?	68	340	4.7	96 %
8	Campus Recruitment held at Institute?	68	340	5.0	100 %
9	Students Club Activities held at Institute?	68	340	5.0	100 %
10	Any suggestion	Recorded			
*	Average of All Ratings	98.11 %			

Graphical Analysis of Graduate Exit Survey Response Evaluation



OBSERVATION AND ACTION TAKEN FROM ABOVE ANALYSIS

Analysis Report on the Graduate Exit Survey

We have received feedback from 68 numbers of Students' through offline process.

*Average Rating of students' Feedback for Graduates Exit Survey found to be at **98.11 %**Scale for Opinion of students' found to be at Rank A (100-80).*

The following are the observations on Graduate Exit Surveys' Feedback

1. Need to increase availability of books in library.
2. Request to update teaching and learning tools.
3. Make available drinking water.

Action taken against Feedback

1. Arranged More Books for students by ordering new books.
2. Updated advance learning process in form of e-learning
3. Done with drinking water facility.

7. ALUMNI FEEDBACK

Category: Alumni Feedback

Total number of Alumni recorded feedback: 68

Total number of questions attempted: 07

Feedback Type: Offline

Screen Shot of Feedback Submission

ISO 9001:2008 Certified & NBA Accredited B. Pharm Course

Mahatma Gandhi Shikshan Mandal's
Smt. Sharadchandrika Suresh Patil College of Pharmacy
Chopda-425107 Dist Jalgaon (M S), India
Phone / Fax No - +91-2586-222366/223150 E-mail-bpharmchopda@yahoo.com

(Affiliated to North Maharashtra University, approved by Govt. of Maharashtra, AICTE and Pharmacy Council of India)

Dr. Suresh G. Patil Founder President Adv. Sandeep S. Patil President Dr. G. P. Vadnere Principal

ALUMNI FEEDBACK FORM

B. Pharmacy/M. Pharmacy

We would like to place on record that your co-operation and support has contributed on small measure for this achievement.

We shall very much appreciate and be thankful if you can spare some of your valuable time to fill up this feedback form and give your valuable suggestion for further improvement of the institute.

Name of Alumni	Lokhande Krushna Nina
Course underwent	B Pharmacy
Year of Passing	2017-2018
Email Id	
Contact No.	
Higher Education	
Current Employment and Duration	
Previous Employment and Duration	

May we request your view on the following?
Please Tick

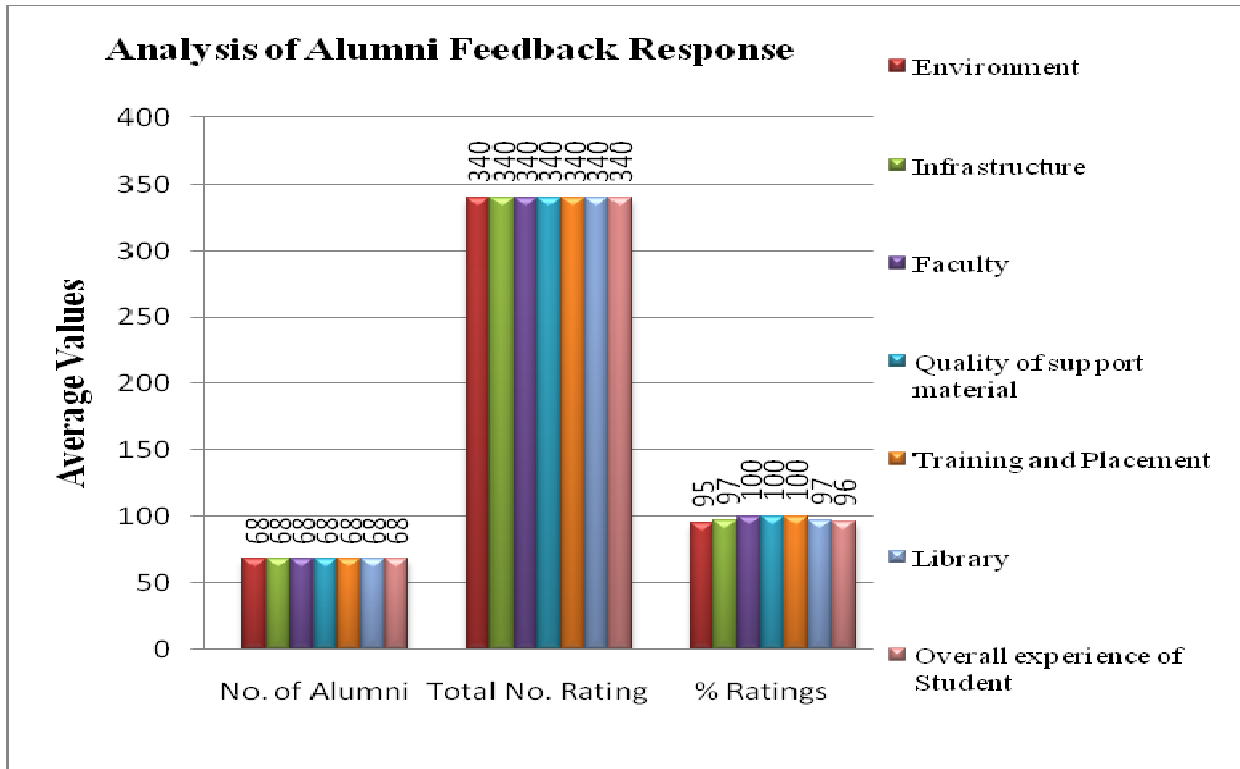
Attributes	Excellent	Very Good	Good	Average	Poor
Environment		✓			
Infrastructure	✓				
Faculty			✓		
Quality of Support Material	✓				
Training and Placement		✓			
Library	✓				
Overall Experience as a Students		✓			

K. N. Lokhande
Signature

Tabular Analysis of Alumni Feedback Response

Sr. No.	Attributes	No. of Alumni	Total No. Rating	Average Rating	% Ratings
1.	Environment	68	340	4.4	95 %
2.	Infrastructure	68	340	4.5	97 %
3.	Faculty	68	340	5.0	100 %
4.	Quality of support material	68	340	5.0	100 %
5.	Training and Placement	68	340	5.0	100 %
6.	Library	68	340	4.5	97 %
7.	Overall experience of Student	68	340	4.7	96 %
8.	Any suggestion	Recorded			
*	Average of All Ratings	97.85 %			

Graphical Analysis of Alumni Feedback Response Evaluation



OBSERVATION AND ACTION TAKEN FROM ABOVE ANALYSIS

Analysis Report on the Alumni Feedback

We have received feedback from 68 numbers of Students'' through offline process.

Average Rating of Alumni feedback Response found to be at 97.85 % Scale for Opinion of Alumni's found to be at Rank A (100-80).

The following are the observations on Alumni Feedback

1. Please improve quality of cleaning of the college.
2. Instrumental knowledge to students.
3. Sitting facility in pharmacognosy lab.

Action taken against Feedback

1. Improved quality of cleaning using advance tools in the college.
2. Provided instrumental knowledge to student using training sessions with collaboration of Shree Clinical Laboratory PVT. LTD.
3. Arranged tables in lab.

8. STAKEHOLDERS FEEDBACK

Category: Stakeholders Feedback

Total number of Employer recorded feedback: 06

Total number of questions attempted: 10

Feedback Type: Offline

Screen Shot of Feedback Submission

ISO 9001:2008 Certified & NBA Accredited B.Pharm Course



Mahatma Gandhi Shikshan Mandal's
SMT. SHARADCHANDRIKA SURESH PATIL COLLEGE OF PHARMACY
Chopda Tal. Chopda Dist. Jalgaon, Maharashtra- 425 107

STAKEHOLDER FEEDBACK FORM

ACADEMIC YEAR 2017-2018

STAKEHOLDER NAME: Mr. Anil Vispute

ORGANIZATION: Shree Reliable Services Jalgaon

PHONE NO.: _____

MOBILE NO. _____

NOTE: Smt. Sharadchandrika Suresh Patil College of Pharmacy, Chopda strives to provide education as per the changing needs of society and Students. Parents are important stakeholders of education, therefore their satisfaction is important to us. Parents are requested to give their feedback on the following features/facilities college is providing to their ward. Please rate each feature and assign numbers according to the following response scheme.

Sr. No.	Features	5	4	3	2	1
1	This organization has a clear mission, vision, and goals.	✓				
2	Are you interested to explore more about the work of this organization?		✓			
3	Do you understand your role in this organization?	✓				
4	Do you think that this organization helps the employee to perform well?		✓			
5	Do you think this organization is credible and accountable?			✓		
6	Do you get any advantages or benefits in working with this organization?		✓			
7	Student welfare system is effective and satisfactory?		✓			
8	Is various training programmes, cocurricular and extracurricular activities are sufficient?			✓		
9	Is institute incorporates moral and professional ethics?	✓				

Any other suggestions: _____

STAKEHOLDER SEAL AND SIGNATURE

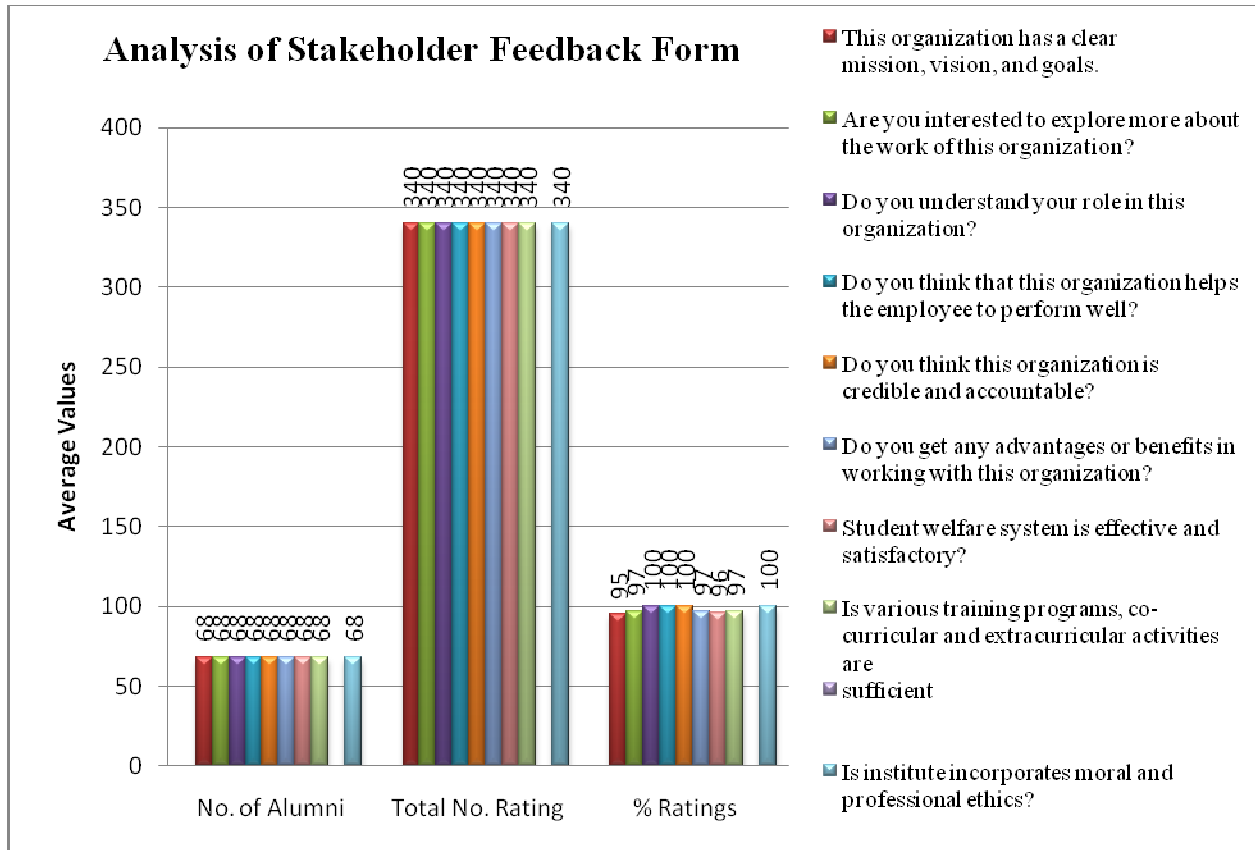
Note:

5 - Outstanding 4 - Excellent 3 - Very Good 2 - Good 1 - Average

Tabular Analysis of Stakeholder Feedback Form Response

Sr. No.	Attributes	No. of Alumni	Total No. Rating	Average Rating	% Ratings
1.	This organization has a clear mission, vision, and goals.	68	340	4.4	95 %
2.	Are you interested to explore more about the work of this organization?	68	340	4.5	97 %
3.	Do you understand your role in this organization?	68	340	5.0	100 %
4.	Do you think that this organization helps the employee to perform well?	68	340	5.0	100 %
5.	Do you think this organization is credible and accountable?	68	340	5.0	100 %
6.	Do you get any advantages or benefits in working with this organization?	68	340	4.5	97 %
7.	Student welfare system is effective and satisfactory?	68	340	4.7	96 %
8.	Is various training programs, co-curricular and extracurricular activities are sufficient	68	340	4.5	97 %
9.	Is institute incorporates moral and professional ethics?	68	340	5.0	100 %
10.	Any suggestion	Recorded			
*	Average of All Ratings	98.00 %			

Graphical Analysis of Stakeholder Feedback Response Evaluation



OBSERVATION AND ACTION TAKEN FROM ABOVE ANALYSIS

Analysis Report on the Stakeholders Feedback Form Response

We have received feedback from 06 numbers through offline process.


Average Rating of Stakeholders feedback form Response found to be at 98.0 % Scale for Opinion of Stakeholders ' found to be at Rank A (100-80).

The following are the observations on Stakeholders Feedback

1. To take disciplinary action about attendance of students.
2. To provide little more attention to enhance practical knowledge of students.

Action taken against Feedback

1. Designed attendance reporting to parents as a disciplinary action about attendance of students.
2. More potentially focused on students to enhance practical knowledge.



Dr. S. S. Mahajan
(Coordinator, IQAC)



Dr. A. V. Patil
(Academic In charge)



Dr. G. P. Vadnere
(Principal)



PRINCIPAL
Mahatma Gandhi Shikshan Mandal's
Smt. Sharadchandrika Suresh Patil
College of Pharmacy,
Chopda Dist. Jalgaon (M. S.)